




BOSTON COLLEGE FACT BOOK 1999–2000

The *Boston College Fact Book* is available on the Boston College web site. To access the electronic version of current and past editions of the *Fact Book*, point your Web browser to:
<http://www.bc.edu/factbook.html>

Foreword.....	5
The Mission of Boston College	6
A Brief History of Boston College	6
A Boston College Chronology	7
Boston College Profile	11
B	
Board of Trustee Membership.....	14
Board of Trustee Chairmen	15






The *Boston College Fact Book* is a summary of significant statistics gathered from various sources throughout the University. Once again, we wish to extend sincere thanks and appreciation for the excellent cooperation and assistance received from these many sources.

The purpose of the *Fact Book* is to produce a single-source publication and reference document that touches upon and integrates all aspects of the institution's people and its operations. The majority of the information is extracted from management reports produced on a regular basis by the various source offices. When reviewing the figures presented we advise you always to note the time frame referenced in the individual tables, and to contact responsible offices (noted at the bottom of each table) should you have further questions.

With this 28th edition, we continue our efforts to produce a *Fact Book* that provides both current information and an historical perspective. We welcome your comments and suggestions for additional information that might be included or improvements in the way information is presented.

James M. O'Neill & Ivy R. Dodge, Editors
May 2000



Founded by the Society of Jesus in 1863, Boston College is dedicated to intellectual excellence and to its Jesuit, Catholic mission and heritage. Committed to maintaining a welcoming environment for all people, the University recognizes the important contribution a diverse community of students, faculty and administrators makes to the advancement of its goals and ideals.

Boston College rejects and condemns all forms of harassment, and it has developed procedures to redress incidents of harassment against any members of its community, whatever the basis or circumstance. Moreover, in accordance with all applicable state and federal laws, Boston College does not discriminate in employment, housing, or education on the basis of a person's race, religion, color, national origin, age, sex, marital or parental status, veteran status, or disabilities. In addition, in a manner faithful to the Jesuit, Catholic principles and values that sustain its mission and heritage, Boston College is in compliance with applicable state laws providing equal opportunity without regard to sexual orientation.

Boston College has designated the Director of Affirmative Action to coordinate its efforts to comply with and carry out its responsibilities to prevent discrimination in accordance with state and federal laws. Any applicant for admission or employment, as well as all students, faculty members, and employees, are welcome to raise any questions regarding violation of this policy with Barbara Marshall, Director of Affirmative Action, More Hall 315, 552-2947. In addition, any person who believes that an act of discrimination based on Title IX discrimination has occurred at Boston College may raise this issue with the Assistant Secretary for Civil Rights of the United States Department of Education.

Boston College was founded by the Society of Jesus in 1863, and is one of twenty-eight Jesuit colleges and universities in the United States. With three teachers and twenty-two students, the school opened its doors on September 5, 1864. At the outset and for more than seven decades of its first century, the college remained an exclusively liberal arts institution with emphasis on the Greek and Latin classics, English and modern languages and with more attention to philosophy than to the physical or social sciences. Religion of course had its place in the classroom as well as in the nonacademic life of the college.

Originally located on Harrison Avenue in the South End of Boston, where it shared quarters with the Boston College High School, the College outgrew its urban setting toward the end of its first fifty years. A new location was selected in Chestnut Hill, then almost rural, and four parcels of land were acquired in 1907. A design competition for the development of the campus was won by the firm of Maginnis and Walsh, and ground was broken on June 19, 1909, for the construction of Gasson Hall. It is located on the site of the Lawrence farmhouse, in the center of the original tract of land purchased by Father Gasson, and is built largely of stone taken from the surrounding property.

Later purchases doubled the size of the property, with the addition of the upper campus in 1941, and the lower campus with the purchase of the Lawrence Basin and adjoining land in 1949. In 1974 Boston College acquired Newton College of the Sacred Heart, a mile-and-a-half from the main campus. With fifteen buildings standing on forty acres, it is now the site of the Boston College Law School and dormitories housing over 800 students, primarily freshmen.

Though incorporated as a University since its beginning, it was not until its second half-century that Boston College began to fill out the dimensions of its University charter. The Summer Session was inaugurated in 1924; the Graduate School of Arts and Sciences in 1925; the Law School, 1929; the Evening College, 1929; the Graduate School of Social Work, 1936; the College of Business Administration, 1938. The latter, along with its Graduate School established in 1957, is now known as The Wallace E. Carroll School of Management. The Schools of Nursing and Education were founded in 1947 and 1952, respectively. Weston Observa-

degree and fifteen master's degrees on women through the Extension Division, the precursor of the Graduate School of Arts and Sciences, the Evening College, and the Summer Session. By 1970 all undergraduate programs had become coeducational. Today women students comprise more than half of the University's enrollment.

In 1996 the Evening College became the College of Advancing Studies, offering a master's degree as well as the bachelor's degree. The university's longest presidency, 24 years, came to an end when Father J. Donald Monan became chancellor and was succeeded in the presidency by Father William P. Leahy.

In 1997, Father Leahy announced the implementation plan for Advancing the Legacy, BC's \$260 million five year investment to strengthen education, reaffirm its Jesuit and Catholic mission, increase research and improve the quality of student life.

Source: University Historian and Public Affairs

-
- Father John McElroy, S.J. purchased property in the South End of Boston for a new college.
- Gov. John A. Andrews signed the charter of Boston College, April 1. First meeting of the Boston College trustees, July 6.
- Boston College opened on September 5, with Father John Bapst, S.J. as president and Father Robert Fulton, S.J. as dean. Twenty-two students admitted.
- First Commencement. Nine students received A.B. degrees, June 28.
- *The Stylus*, the College literary magazine, founded.
- / Father Thomas Gasson, S.J. named president; purchased 31 acre Lawrence farm in Chestnut Hill for new campus.
- Gasson Hall completed. First graduation held at the Heights, June 18. Four classes enrolled in Gasson in September.
- Conscription and voluntary enlistment for World War I reduced the College enrollment to 125 in October, down from 671 two years earlier.
- Boston College's first major football victory, 5-3 over favored Yale at New Haven. First issue of *The Heights*, student weekly, November 17.
- 1 Baseball team beat Holy Cross 4-1 before 30,000 at Braves Field, June 18.
- 1 Summer School started.
- 1 Graduate School of Arts and Sciences started.
- 1 Bapst library opened, the fourth of the early Maginnis and Walsh buildings. Weston Observatory, the seismological station, founded.
- 1 Law School opened at 11 Beacon St., Boston. Evening College started as "Boston College Intown" at 126 Newbury Street, Boston.

- Greek requirement for the A.B. degree dropped.
- Graduate School of Social Work opened at Newbury Street.
- School of Management opened at Newbury Street as the "College of Business Administration."
- / Cotton Bowl vs. Clemson (3-6) first bowl game.
- Cardinal O'Connell purchased the Liggett estate, the upper campus, and gave it to the College.
- To accommodate post war enrollment, army surplus barracks became dormitories on the site of present Campion Hall; a larger office/classroom building was erected on the site of McGuinn, and a recreation building on the site of Cushing Hall.
- Construction begun on the first permanent building since the completion of Bapst in 1928, to house the College of Business Administration (occupied in September 1948). The School of Nursing opened at 126 Newbury Street.
- College acquired small reservoir (lower campus). Hockey team won national title at Colorado Springs.
- Lyons Hall was completed in July.
- 1 The School of Education opened in September in Gasson Hall. Doctoral programs were begun in Economics, Education, and History, the beginning of increased emphasis on graduate education.
- Law School moved to St. Thomas More Hall on the Chestnut Hill campus.
- Claver, Loyola, and Xavier Halls opened, first campus residences constructed by B.C. The School of Education moved into Campion Hall.
- Graduate School of Management founded. Alumni Stadium dedicated September 21.
- Latin no longer required for the A. B. degree. The College of Arts and Sciences Honors Program and the Scholar of the College program were begun. The original gymnasium, Roberts Center, and the first hockey rink, McHugh Forum, were opened.
- The Board of Regents, advisory to the trustees and administration, was established.
- / The Nursing School occupied its campus building, Cushing Hall. Three more student residences, named for the early bishops of Boston, Cheverus, Fenwick, and Fitzpatrick, were completed.
- McElroy Commons opened.
- The Boston College Centennial Convocation was addressed by President John F. Kennedy on April 20. The Self-Study of the College of Arts and Sciences led to a new core curriculum, a reduction in the course load, election of department chairmen, the establishment of Educational Policy committees, and sabbaticals.
- Carney Hall opened. Welch, Williams, and Roncalli residences were occupied.
- Higgins Hall was dedicated in November.

- The Regents joined the Jesuit trustees to form the Board of Directors, October 8. The Black Talent Program was started, precursor to AHANA Student Programs.
- / Women admitted for degrees in all undergraduate colleges (Sept.). The modular residences were placed on the lower campus. Pulse, an academic/social action program, was started. The Campus School for multi-handicapped children was begun.
- • The office of president of Boston College and rector of the Boston College Jesuit community were separated on January 1. Installation of Omicron Chapter, Phi Beta Kappa, April 6.
- 1 Father J. Donald Monan succeeded Father Joyce as president, September 5. The trustees voted to eliminate the Board of Directors and to expand the Board of Trustees to include laymen, November 19. The newly structured Board of Trustees, with 35 members (13 Jesuits), elected Cornelius Owens '36 chairman. The Women's Center was established.
- The Long-Range Fiscal Planning Committee presented to the Trustees a plan for balanced budgets for the succeeding five years.
- Newton College of the Sacred Heart became part of Boston College (announced March 11).
- The Law School moved to the Newton Campus. Edmond's Hall was occupied in September.
- The New Heights Advancement Campaign to raise \$21 million over five years was begun in April. By 1981 it raised more than \$25 million.
- 1,000 friends of Speaker Thomas P. O'Neill gathered in Washington for a dinner attended by President Carter to establish the O'Neill Chair in American Politics, December 9. The Graduate School of Social Work established a doctoral degree program. The Recreation Complex named for Athletic Director, William J. Flynn.
- / The Jesuit community endowed the Thomas I. Gasson, S.J. Chair for distinguished Jesuit scholars.
- 1 Walsh Hall residence dedicated to former president Michael P. Walsh, S.J., October 7.
- O'Neill Library dedicated to Speaker of the House Thomas P. O'Neill, '36, October 14. Doug Flutie awarded Heisman Trophy.
- The E. Paul Robsham, Jr. Theater Arts Center was dedicated on October 25.
- Rededication of renovated Bapst Library, dedication of Burns Library, April 22. *Goals for Nineties* (planning document) published. Alumni Association moved to Alumni House on the Newton Campus. St. Patrick's Day dinner in Washington honoring Speaker Thomas P. O'Neill. Speakers included President Reagan, former President Gerald Ford, and Bob Hope. \$2 million was raised for B.C. scholarships. Five year \$125 million Campaign for Boston College started.
- The dismantling of McHugh Forum was begun to make way for Conte Forum.
- The Carroll Graduate School of Management's doctoral program in finance was approved by the Trustees. The Jesuit Institute, funded by a \$1.5 million gift from the Jesuit community, with a matching University subsidy, was founded to promote research on the religious and Jesuit traditions of Boston College.
- The first students enrolled in the new Nursing Ph.D. program. The Music Program became a department of the College of Arts and Sciences. Vouté Hall and its companion student residence were occupied. The Museum of Art (then called the art gallery) was opened in Devlin Hall. Father Peter-Hans Kolvenbach, Superior General of the Society of Jesus, spoke at celebrations of the University's 125th anniversary, October 5 and 7.
- Congressman Silvio O. Conte '49 was present for the dedication of Conte Forum on February 18. The School of Management became the Carroll School of Management and the Carroll Graduate School of Management in honor of Wallace E. Carroll '28. Sister Thea Bowman was awarded an honorary degree and AHANA House was named for her in October. Roberts Center was razed to make room for the Merkert Chemistry Center.
- • Wing added to Campion Hall, with major renovation of the original building.
- 1 The Eugene F. Merkert Chemistry Center dedicated. The Campaign for Boston College completed, exceeding the \$125 million goal by over \$11 million.
- Renovated Devlin Hall welcomed as occupants the Department of Geology and Geophysics, the Department of Fine Arts, the Art Museum, and the Admission Office. The football team beat Notre Dame at South Bend, 41-39, when Notre Dame was ranked No. 1 in the country. Renovation of Fulton Hall was begun. A new core curriculum went into effect in September. The Department of Theater was established. Two new residences, 70 and 90 St. Thomas More Road, were completed and occupied.
- The graduate programs in Nursing and Education separated from the Graduate School of Arts & Sciences. Father Monan established a new University Academic Planning Council to map university strategies for the near future. A new dining facility was opened alongside Robsham Theater, and a garage for 900 cars was completed behind St. Mary's Hall. The stadium seating capacity was enlarged from 32,000 to 44,500. For the second year in a row the football team defeated Notre Dame.
- Stadium completed May 1981 by T2 at \$10 million.

transformed exteriorly to match the Gothic style of the early buildings. The university's endowment placed it among the thirty-five largest in the U.S. The Brighton-Allston Boston College Neighborhood Center was established.

The Law School's new library was completed and opened on the Newton campus in January. *U.S. News and World Report* ranked Boston College 16th among the nation's teaching universities and 37th in the national universities category. The student residence at 70 St. Thomas More Road was named Thomas A. and Margaret A. Vanderslice Hall; the nearby residence building at number 80 was named Gabelli Hall; and the Art Museum became the Charles S. and Isabella V. McMullen Museum of Art. On May 1 the university community honored retiring president Monan with a warm, joyous celebration. The University Academic Planning Council's final report, "Advancing the Legacy: The New Millennium," was published in May. On July 31 Father Monan's 24-year presidency ended and Father William Leahy donned the mantle of president. Father William P. Leahy was inaugurated as the 25th president of Boston College on October 18. At the formal inauguration ceremony, good wishes were brought by Bernard Cardinal Law, Governor William F. Weld, Jesuit Provincial Rev. William A. Barry, MIT President Charles Vest, and by representatives of the Boston College alumni, faculty, students, and staff. In January, the School of Nursing celebrated its golden jubilee anniversary.

In a rating of graduate schools, *US News and World Report* placed Boston College Law School 22nd in its field while the Graduate School of Social Work was ranked 14th, the School of Nursing 27th, and the School of Education 28th. In March, Father Leahy was homilist at the annual St. Patrick's Day Mass at the Cathedral of the Holy Cross in Boston.

Irish politics was in the spotlight at Boston College in 1998. In October, Irish President Mary McAleese visited the campus for the formal opening of the Irish Institute and the Irish Studies Program in Connolly House. Irish Prime Minister Bertie Ahern was the commencement speaker in May. Rev. William Neenan, SJ, was named vice president and special assistant to University President Rev. William Leahy, SJ. Rev. Joseph Appleyard, SJ, was named vice president for University Mission and Ministry. Rev. J. Robert Barth, SJ, announced he would step down as dean of the College of Arts and Sciences. Rev. Francis Sweeney, SJ, retired as director of the Lowell Lecture Humanities Series. Work began on a three

Applicants	19,746
Enrollees	
Men	1,103
Women	1,181
Total Freshman Class	2,284
Undergraduate	9,190
Advancing Studies (undergraduate)	836
Graduate & Professional	4,663
Total Enrollment	14,689
Undergraduate	2,031
Advancing Studies (undergraduate)	110
Graduate & Professional	1,419
Total Degrees Conferred	3,560
	125,439
Full-Time Faculty	641
Part-Time Faculty (FTE)	188
Teaching Fellows	145
Teaching Assistants	236
Total Professional, Administrative Staff	991
Total Secretarial, Clerical, Technical	614
Total Buildings & Grounds, Plant Services	517
	1,799,171
Acres	
Chestnut Hill Campus	116.2
Newton Campus	40.3
Other	29.8
Total Acres	186.3
Buildings	
Administrative/Academic	44
Student Residence	28
Other	26
Total Buildings	98
Total Operating Revenues and Other Support	\$395.4 million
Total Expenditures	\$395.3 million ⁴

1999-2000

- Gregory P. Barber, '69**
Chairman
Gregory P. Barber & Associates, Inc.
- * **Geoffrey T. Boisi, '69**
Chairman and Chief Executive Officer
The Beacon Group, LLC
- Brian P. Burns**
Chairman and President
B. F. Enterprises, Inc.
- * **Patrick Carney, '70**
Chairman and Chief Executive Officer
Claremont Companies
- The Honorable Darcel D. Clark, Esq., '83**
Judge of the Criminal Court
City of New York
- * **Charles I. Clough, Jr., '64**
Chief Investment Strategist
Merrill Lynch & Company
- * **William F. Connell, '59**
Chairman and Chief Executive Officer
Connell Limited Partnership
- * **John M. Connors, Jr., '63**
Chairman and Chief Executive Officer
Hill, Holliday, Connors, Cosmopolus, Inc.
- * **Joseph E. Corcoran, '59**
Chairman
Corcoran Jennison Companies
- Emilia M. Fanjul**
Boston College Parent
- John F. Farrell, Jr.**
Automatic Service Company
- * **Thomas J. Flatley**
President
The Flatley Company
- Mary J. Steele Guilfoile, '76**
Partner
The Beacon Group
- Daniel J. Harrington, S.J., '64, '65**
Professor of New Testament
Weston Jesuit School of Theology
- John L. Harrington, '57, '66**
Chief Executive Officer
Boston Red Sox
- Francis R. Herrmann, S.J., J.D. '77**
Rector of the Jesuit Community
Boston College
- Richard T. Horan, '53**
President
Hughes Oil Company
- Richard A. Jalkut, '66**
President and Chief Executive Officer
Pathnet
- Edmund F. Kelly**
President and Chief Executive Officer
Liberty Mutual Group
- * **William P. Leahy, S.J.**
President
Boston College
- Peter S. Lynch, '65, LL.D. '95 (Hon.)**
Vice Chairman
Fidelity Management and Research Company
- John A. McNeice, Jr., '54, D.B.A. '97 (Hon.)**
Chairman and Chief Executive Officer (Retired)
The Colonial Group, Inc.
- * **Robert J. Morrissey, Esq., '60**
Partner
Morrissey & Hawkins
- John P. Murray, S.J.**
Executive Assistant to the Provincial
The Society of Jesus-New England Province
- Therese Myers, '66 (Newton College)**
Chief Executive Officer
Bouquet Multi Media
- * **Edward M. O'Flaherty, S.J., '59, Th.M. '66**
Director, Office of Ecumenical and Interreligious Affairs
Archdiocese of Boston
- Thomas P. O'Neill, III, '68**
Chairman and Chief Executive Officer
GPC/O'Neill & Associates, Inc.
- Brian G. Paulson, S.J.**
President
St. Ignatius College Prep
- R. Robert Popeo, Esq., J.D. '61**
Chairman
Mintz, Levin, Cohn, Ferris, Glovsky and Popeo, P.C.
- John J. Powers, '73**
Managing Director
Goldman Sachs & Company
- Michael F. Price**
Chief Executive Officer and President
MFP Investors, LLC
- Thomas J. Rattigan, '60**
Chairman and Chief Executive Officer (Retired)
G. Heileman Brewing Company
- Thomas F. Ryan, Jr., '63**
President (retired)
American Stock Exchange
- Nicholas A. Sannella, M.D., '67**
Vascular Surgeon
- John J. Shea, S.J., M.Ed. '70**
Assistant Vice President for
Institutional Advancement
University of Scranton

* **The Honorable Marianne D. Short, '72, J.D. '76**
Minnesota Court of Appeals

Patrick T. Stokes, '64
President
Anheuser-Busch, Inc.

Salvatore J. Trani
President
Garban Corporates

* **Thomas A. Vanderslice, '53**
Private Investor

Jeffrey P. von Arx, S.J.
Dean
Fordham University

Vincent A. Wasik
President
Morningside Capital Group L.L.C.

Benaree P. Wiley
President and Chief Executive Officer
The Partnership

†Only Boston College degrees listed.
*Executive Committee Member
Source: President's Office

Cornelius W. Owens	1972-1975
Thomas J. Galligan, Jr.	1975-1978
James P. O'Neill	1978-1981
William F. Connell	1981-1984
David S. Nelson	1984-1987
Thomas A. Vanderslice	1987-1990
John M. Connors, Jr.	1990-1993
Geoffrey T. Boisi	1993-1996
Richard F. Syron	1996-1999
Charles I. Clough, Jr.	1999-

Source: President's Office

1999-2000

Mary Jane Vouté Arrigoni
Boston College Parent

William L. Brown
Chairman of the Board (Retired)
Bank of Boston

Wayne A. Budd, Esq., '63
Group President
Bell Atlantic-New England

Denis H. Carroll, '64
Chairman and Chief Executive Officer
CRL Industries, Inc.

James F. Cleary, '50, D.B.A. '93 (Hon.)
Advisory Director
PaineWebber, Inc.

John M. Corcoran, '48
Partner
John M. Corcoran & Company

John F. Cunningham, '64
Chairman of the Board and Chief Executive Officer
Cunningham and Company

Brian E. Daley, S.J.
Catherine F. Huisking Professor of Theology
University of Notre Dame

Michael A. Fahey, S.J., '57, L.Th. '65
Emmett Doerr Chair of Theology
Marquette University

John T. Fallon
R.M. Bradley (Retired)

Yen-Tsai Feng
Roy E. Larsen Librarian (Retired)
Harvard College

Charles D. Ferris, Esq., '54, J.D. '61, LL.D. '78 (Hon.)
Senior Partner
Mintz, Levin, Cohn, Ferris, Glovsky and Popeo, P.C.

Thomas J. Flanagan, '42
Chairman, President, and Chief Executive Officer
The Flanagan Group

Thomas J. Galligan, Jr., '41, D.B.A. '75 (Hon.)
Chairman and Chief Executive Officer (Retired)
Boston Edison Company

Samuel J. Gerson, '63
Chairman and Chief Executive Officer
Filene's Basement, Inc.

Susan McManama Gianinno, '70
President TransAtlantic
Chief Branding Officer Worldwide
D'Arcy Masius Benton & Bowles, Inc.

Roberta L. Hazard, '56, M.A. '57
Consultant
Rear Admiral (Retired)
United States Navy

John J. Higgins, S.J., '59, M.A. '60, S.T.L. '67
Rector of the Jesuit Community
Fairfield University

George W. Hunt, S.J.
Fordham University

Anne P. Jones, Esq., '58, J.D. '61
Telecommunications Consultant

Michael D. Jones, Esq., '72, J.D. '76
Chief Administrative Officer
National Association of Securities Dealers, Inc.

Judith B. Krauss, '68
Professor of Nursing
Yale University

Francis C. Mackin, S.J., M.A. '53
Boston College Alumni Association Moderator

John J. McMullen
(Retired)

Catherine T. McNamee, C.S.J., M.Ed. '55, M.A. '58
Senior Scholar in Residence
University of St. Thomas

Robert A. Mitchell, S.J.
President
Le Moyne College

Giles E. Mosher, Jr., '55
Vice Chairman (Emeritus)
BankBoston

Robert J. Murray
Chairman, President, Chief Executive Officer
New England Business Service, Inc.

R. Michael Murray, Jr., '61, M.A. '65
Director
McKinsey & Company, Inc.

Thomas D. O'Malley
Chairman and Chief Executive Officer
Tosco Corporation

Cornelius W. Owens, '36, LL.D. '68 (Hon.)
Executive Vice President (Retired)
AT&T

Nicholas S. Rashford, S.J.
President
St. Joseph's University

E. Paul Robsham, M.Ed. '83
Boston College Alumnus

Sylvia Q. Simmons, M.Ed. '62, Ph.D. '90
President (Retired)
American Student Assistance Corp.


Robert L. Sullivan, '50, M.A. '52
International Practice Director (Retired)
Management Consulting - Peat, Marwick, Mitchell & Co.

Richard F. Syron, '66, LL.D. '89 (Hon.)
President and Chief Executive Officer
Thermo-Electron Corporation

Sandra J. Thomson, M.D., '58 (Newton College)
Department of Orthopaedic Surgery
Children's Hospital Medical Center

Blenda J. Wilson, Ph.D. '79
President
Nellie Mae Foundation

Note: Only Boston College degrees listed.
Source: President's Office

 **Fall 1999**

President
William P. Leahy, S.J.

Chancellor
J. Donald Monan, S.J.

Executive Vice President
Francis B. Campanella

Vice President for Mission and Ministry
Joseph A. Appleyard, S.J.

Academic Vice President and Dean of Faculties
John J. Neuhauser

Vice President for University Relations
Mary Lou DeLong

Secretary of the University
Joseph P. Duffy, S.J.

Vice President for Student Affairs
Kevin P. Duffy

Senior Vice President
James P. McIntyre

Financial Vice President and Treasurer
Peter C. McKenzie

Vice President and Special Assistant to the President
William B. Neenan, S.J.

Vice President for Human Resources
Leo V. Sullivan

Vice President for Information Technology
Kathleen T. Warner

Source: Department of Human Resources
March 2000

Fall 1999

John J. Neuhauser, Academic Vice President and Dean of Faculties
 Robert R. Newton, Associate Academic Vice President
 Michael A. Smyer, Associate Vice President for Research and Graduate Studies
 Patricia E. A. DeLeeuw, Academic Vice President for Faculties

The College of Advancing Studies

James A. Woods, S.J., Dean

The College of Arts and Sciences

Joseph F. Quinn, Dean
 J. Joseph Burns, Associate Dean
 Clare M. Dunsford, Associate Dean
 Carol Hurd Green, Associate Dean
 Mary Daniel O'Keeffe, O.P., Associate Dean

The Graduate School of Arts and Sciences

Michael A. Smyer, Dean
 Matilda T. Bruckner, Associate Dean

The Lynch School of Education

Mary M. Brabeck, Dean
 Dennis L. Shirley, Associate Dean
 John E. Cawthorne, Assistant Dean for Students and Outreach
 Mary Ellen Fulton, Assistant Dean for Finance and Administration

The Law School

John H. Garvey, Dean
 R. Michael Cassidy, Associate Dean for Administration
 Norah Wylie, Associate Dean for Students
 Sharon Hamby O'Connor, Associate Dean for Library and Computing Services

The Carroll School of Management

Robert A. Taggart, Dean
 Hassell H. McClellan, Associate Dean (Graduate)
 Richard T. Keeley, Associate Dean (Undergraduate)
 Barbara A. Viechnicki, Assistant Dean for Administration

The School of Nursing

Barbara H. Munro, Dean
 Laurel A. Eisenhauer, Associate Dean (Graduate)
 Loretta P. Higgins, Associate Dean (Undergraduate)
 Susan E. Donelan, Assistant Dean for Administration

The Graduate School of Social Work

June G. Hopps, Dean
 Albert F. Hanwell, Associate Dean

The Summer Session

James A. Woods, S.J., Dean

Source: Department of Human Resources
 March 2000

Fall 1999

Accounting	Jeffrey Cohen
Biology	Open
Business Law	Christine O'Brien
Chemistry	Larry McLaughlin
Classical Studies	David Gill, S.J.
Communication	Dale Herbeck
Computer Sciences	Robert Signorile
Economics	Richard Tresch
English	Paul Lewis
Finance	George Aragon
Fine Arts	Andrew Tavarelli
Geology and Geophysics	Chris Hepburn
Germanic Studies	W. Michael Resler
History	Peter Weiler
Marketing	Victoria Crittenden
Mathematics	Richard Jenson
Music	T. Frank Kennedy, S.J.
Operations & Strategic Management	David Murphy
Organizational Studies	William Stevenson
Philosophy	Richard Cobb-Stevens (Sabbatical)
	Thomas Hibbs (Acting)
Physics	Kevin Bedell
Political Science	Marie Natoli
Psychology	Gilda Morelli
Romance Languages and Literatures	Laurie Shepard
Slavic and Eastern Languages	Michael J. Connolly
Sociology	Stephen Pfohl
Theater	Stuart Hecht
Theology	Donald Dietrich

Source: Office of the Academic Vice President

With nearly 130 members, the Jesuit Community at Boston College is among the largest in the world and is certainly the largest in any college or university. Fifty-three Jesuits work full-time at Boston College, 30 on different faculties and 23 in administrative positions. One third of the community consists of Jesuits nominally retired from academic work at Boston College, but many of these still teach and work in administrative posts on a part-time basis. A number of Jesuits in the community also offer Ignatian retreats and spiritual direction to faculty, staff, and students. Also part of the community are some 22 Jesuits from 10 different countries who are studying for graduate degrees at the University and several visiting scholars from other institutions. The main community residence is St. Mary's Hall, but there are also communities at Roberts House and Manresa House (both on Beacon Street) and at Barat House (on the Newton Campus). The Jesuits who staff St. Ignatius Parish are also a part of the Boston College Jesuit Community.

Source: Rector, Jesuit Community

Fall 1999

Academic Development Center
Suzanne M. Barrett, Director

**Academic and Research Services,
Information Technology**
Director (vacant)

Undergraduate Admission
John L. Mahoney, Jr., Director

Affirmative Action
Barbara Marshall, Director

AHANA Student Programs
Donald Brown, Director

Alumni Association
Grace Cotter-Regan, Executive Director

Athletics
Eugene B. DeFilippo, Jr., Director

University Audiovisual Services
Yoshio Saito, Director

Audit
William E. Chadwick, Director

Benefits
John R. Burke, Director

Bookstore
Thomas McKenna, Director

Budget
Michael T. Callnan, Director

Buildings and Grounds
Thomas F. Devine, Director

Campus School
Philip A. DiMattia, Director

Career Center
Director (vacant)

University Chaplain
Richard T. Cleary, S.J.

Children's Center
Barbara A. Krakowsky, Director

**Communication Services,
Information Technology**
Nancy E. Hintlian, Executive Director

Community Affairs
Jean S. McKeigue, Director

Compensation
Halley McLain, Director

Bureau of Conferences
David Early, Director

Continuing Education, School of Nursing
W. Jean Weyman, Director

Controller
Michael J. Driscoll

Center for Corporate Community Relations
Brad Googins, Executive Director

University Counseling Services
Thomas P. McGuinness, Director

Development
Robert L. Cunningham, Associate Vice President

Dining Service
Patricia A. Bando, Director

External Relations
Richard P. Jefferson, Director

Employment and Employee Development
Bernard R. O'Kane, Director

Enrollment Management
Robert S. Lay, Dean

**Enterprise Computing Services,
Information Technology**
John Spang, Director

Lee L. Cunningham, Associate Vice President, School of Continuing Education, School of Enrollment Management



1998-1999 K, K

	No.	%	No.	%	No.	%	No.	%
Arts & Sciences	363.10	60	120.33	64	83.00	89	566.43	63
Education	51.00	8	16.00	8	10.33	11	77.33	9
Law	49.40	8	9.00	5	-	-	58.40	7
Management	86.50	14	15.67	9	-	-	102.17	11
Nursing	40.10	7	4.33	2	-	-	44.30	5
Social Work	18.30	3	23.00	12	-	-	41.30	5
Total	608.40	100	188.33	100	93.33	100	890.06	100

*Method of computation: three courses equal one full-time faculty member.
 Note: Figures representing full-time faculty do not include the following: full-time academic administrators or directors; teaching fellows; special contracts; part-time academic administrators or staff.
 Source: Office of the Academic Vice President

1998-1999 K, K

Κ κ
1998-1999



No. %

No. %

Total No.

Women

Men

K K
1998-1999

	No.	%	No.	%	No.	%
Professor	49	22	170	40	219	34
Associate	93	42	162	38	255	40
Assistant	59	27	72	17	131	20
Instructor	18	8	18	4	36	6
Total	219	100	422	100	641	100

Average by Rank*

1989-90	75,200	58,100	46,600
1990-91	81,200	61,500	52,000
1991-92	87,000	66,800	57,700
1992-93	91,300	70,000	59,000
1993-94	96,400	71,700	60,400
1994-95	102,300	75,200	66,400
1995-96	106,700	78,500	69,800
1996-97	111,100	80,700	69,000
1997-98	115,900	83,400	71,400
1998-99	120,000	85,800	71,300

*Includes salary and fringe benefits.
 Source: Office of the Academic Vice President

Boston College Compared to AAUP Category I (9-Month Equivalent), 1998-1999

Professor	\$120,000	\$102,300	\$102,400
Associate	85,800	72,400	73,800
Assistant	71,300	60,700	60,200

*Includes salary and fringe benefits.
 Sources: Office of the Academic Vice President; *Academe*, March-April 1999.

Full-Time

1989	13,526	5,069	37	2,118	42	16
1990	12,403	5,606	45	2,127	38	17
1991	11,516	6,423	56	2,578	40	22
1992	12,283	5,590	45	2,215	40	18
1993	13,112	6,179	47	2,154	35	16
1994	15,522	6,378	41	2,250	35	14
1995	16,680	6,399	38	2,140	33	13
1996	16,501	6,750	41	2,474	37	15
1997	16,455	6,455	39	2,168	34	13
1998	16,373	6,484	40	2,247	35	14
1999	19,746	6,976	35	2,284	33	12

Note: Freshman enrollment reported above is based on deposits received, on or before the deadline set by the Committee on Admission,

1//

Geographic Distribution

Alabama	33	14	5	Nevada	28	13	1
Alaska	15	4	1	New Hampshire	333	96	35
Arizona	74	32	7	New Jersey	2,098	739	246
Arkansas	10	4	-	New Mexico	30	13	2
California	1,475	471	108	New York	3,281	1,166	364
Colorado	183	53	13	North Carolina	93	29	7
Connecticut	1,365	486	208	North Dakota	3	1	-
Delaware	51	21	6	Ohio	408	161	39
District of Columbia	69	31	7	Oklahoma	34	17	1
Florida	603	250	64	Oregon	82	34	10
Georgia	154	51	13	Pennsylvania	860	272	80
Hawaii	102	53	16	Rhode Island	322	115	46
Idaho	17	4	1	South Carolina	41	14	2
Illinois	598	212	61	South Dakota	8	1	-
Indiana	86	38	9	Tennessee	56	22	5
Iowa	40	12	5	Texas	393	138	26
Kansas	53	24	10	Utah	20	9	4
Kentucky	45	16	1	Vermont	112	38	12
Louisiana	62	27	7	Virginia	275	97	20
Maine	219	76	34	Washington	168	70	15
Maryland	482	245	80	West Virginia	20	4	-
Massachusetts	3,397	1,240	550	Wisconsin	147	56	17
Michigan	240	70	19	Wyoming	7	2	-
Minnesota	231	83	32	Puerto Rico	131	54	15
Mississippi	11	2	-	Virgin Islands, Guam, Canal Zone	32	16	5
Missouri	177	62	16	Foreign	911	195	53
Montana	25	4	-	Total	19,746	6,976	2,284
Nebraska	36	19	6				

Note: Application totals are as of April 16, 1999. Acceptance totals are as of May 8, 1999. Enrollee totals are as of May 8, 1999. The Class of 2003 includes students from 44 states, District of Columbia, Puerto Rico, Guam, and 24 foreign countries.

Source: Office of Undergraduate Admission



By School, Gender, and Full- and Part-Time

	Men	Women	Total	Men	Women	Total	Men	Women	Total
Arts & Sciences	2,823	3,030	5,853	-	-	-	2,823	3,030	5,853
Education	123	705	828	-	-	-	123	705	828
Management	1,386	885	2,271	-	-	-	1,386	885	2,271
Nursing	7	229	236	-	2	2	7	231	238
Total Undergrad. Day Students	4,339	4,849	9,188	-	2	2	4,339	4,851	9,190*
College of Advancing Studies	128	113	241	283	312	595	411	425	836
Graduate Arts & Sciences	169	153	322	356	322	678	525	475	1,000
Graduate Education	111	358	469	153	434	587	264	792	1,056
Graduate Management	136	83	219	486	222	708	622	305	927
Graduate Nursing	5	90	95	4	62	66	9	152	161
Graduate Social Work	45	301	346	26	112	138	71	413	484
Graduate Advancing Studies	6	7	13	71	122	193	77	129	206
Law	404	425	829	-	-	-	404	425	829
Total Graduate & Professional	876	1,417	2,293	1,096	1,274	2,370	1,972	2,691	4,663
Total University	5,343	6,379	11,722	1,379	1,588	2,967	6,722	7,967	14,689

* Undergraduate enrollment included 184 students on Boston College International Exchange programs who are not on the Boston College campus. Excluding those studying abroad, the total number of undergraduates attending Boston College this semester is 9,006.
Source: Student Services

By School*

	1	2	3	4	5	6	7
Arts & Sciences	154,514	163,060	166,966	164,914	164,747	166,945	166,929
Education	21,873	20,345	20,889	21,269	23,481	24,436	24,557
Management	58,668	62,374	66,103	66,626	68,904	67,173	67,449
Nursing	12,774	12,240	11,832	10,759	8,862	7,351	7,146
College of Advancing Studies	22,320	20,629	19,476	18,539	18,481	16,026	14,514
Total Undergraduate	269,615	278,648	285,266	282,107	284,475	281,931	280,595
Graduate Arts & Sciences**	24,977	25,850	10,208	9,568	9,508	9,343	9,117
Graduate Education**	-	-	11,060	12,929	13,015	12,938	14,024
Graduate Management	10,817	10,957	12,039	12,904	13,242	13,477	13,747
Graduate Nursing**	-	-	2,587	2,309	1,674	1,964	2,313
Graduate Social Work	14,263	14,741	15,953	16,808	17,579	17,081	15,203
Graduate Advancing Studies***	-	-	-	-	1,427	1,983	2,285
Law	24,454	23,686	23,873	23,518	22,931	23,762	23,502
Total Graduate & Professional	73,336	74,511	75,234	75,720	78,036	80,548	80,191
Total	344,660	353,882	360,986	360,143	363,851	362,479	360,786

* Most one semester courses at Boston College carry a value of three credit hours. The figures shown are the sum of fall and spring semester enrollments for each academic year. Summer enrollment is excluded.

** In 1994, the Graduate Schools of Education and Nursing separated from the Graduate School of Arts and Sciences. For prior years their enrollment is included in the Graduate Arts and Sciences statistics.

*** In 1996, the Evening College became the College of Advancing Studies and began to offer graduate programs.

Source: Student Services

By School, Gender, and Full- and Part-Time

	A&S	Mgt.	Ed.	Nurs.	Total	Adv.St.	GA&S	GEd.	GNurs.	GMgt.	GSSW	Law	Adv.St.	Total	
Fall 1993															
Full-Time	5,521	2,172	695	414	8,802	364	825	*	*	183	309	829	**	2,146	11,312
Part-Time	-	-	-	5	5	972	1,390	*	*	585	176	-	**	2,151	3,128
Men	2,784	1,300	83	15	4,182	654	829	*	*	495	79	452	**	1,855	6,691
Women	2,737	872	612	404	4,625	682	1,386	*	*	273	406	377	**	2,442	7,749
Total	5,521	2,172	695	419	8,807	1,336	2,215	*	*	768	485	829	**	4,297	14,440
Fall 1994															
Full-Time	5,699	2,270	701	407	9,077	366	345	312	54	213	341	830	**	2,095	11,538
Part-Time	-	-	-	2	2	950	761	546	144	586	171	-	**	2,208	3,160
Men	2,817	1,327	84	12	4,240	637	568	212	6	511	85	469	**	1,851	6,728
Women	2,882	943	617	397	4,839	679	538	646	192	288	427	361	**	2,452	7,970
Total	5,699	2,270	701	409	9,079	1,316	1,106	858	198	799	512	830	**	4,303	14,698
Fall 1995															
Full-Time	5,561	2,269	698	366	8,894	329	357	419	41	244	391	819	**	2,271	11,494
Part-Time	-	-	-	2	2	911	756	544	148	644	196	-	**	2,288	3,201
Men	2,772	1,347	87	14	4,220	595	560	255	3	559	95	456	**	1,928	6,743
Women	2,789	922	611	354	4,676	645	553	708	186	329	492	363	**	2,631	7,952
Total	5,561	2,269	698	368	8,896	1,240	1,113	963	189	888	587	819	**	4,559	14,695
Fall 1996															
Full-Time	5,541	2,339	772	305	8,957	331	360	416	31	227	419	803	2	2,258	11,546
Part-Time	-	-	-	1	1	881	735	555	112	683	176	1	140	2,402	3,284
Men	2,713	1,359	95	16	4,183	570	532	261	2	589	90	425	46	1,945	6,698
Women	2,828	980	677	290	4,775	642	563	710	141	321	505	379	96	2,715	8,132
Total	5,541	2,339	772	306	8,958	1,212	1,095	971	143	910	595	804	142	4,660	14,830
Fall 1997															
Full-Time	5,589	2,276	806	249	8,920	291	344	422	55	232	410	826	2	2,291	11,502
Part-Time	-	-	-	1	1	721	744	533	97	696	159	-	199	2,428	3,150
Men	2,708	1,361	107	9	4,185	471	516	240	6	612	94	395	77	1,940	6,596
Women	2,881	915	699	241	4,736	541	572	715	146	316	475	431	124	2,779	8,056
Total	5,589	2,276	806	250	8,921	1,012	1,088	955	152	928	569	826	201	4,719	14,652
Fall 1998															
Full-Time	5,577	2,288	810	245	8,920	262	344	464	71	241	362	825	11	2,318	11,500
Part-Time	-	-	-	5	5	669	772	572	84	734	150	-	210	2,522	3,196
Men	2,682	1,400	118	9	4,209	451	544	262	8	660	73	395	84	2,206	6,686
Women	2,895	888	692	241	4,716	480	572	774	147	315	439	430	137	2,814	8,010
Total	5,577	2,288	810	250	8,925	931	1,116	1,036	155	975	512	825	221	4,840	14,696
Fall 1999															
Full-Time	5,853	2,271	828	236	9,188	241	322	469	95	219	346	829	13	2,293	11,722
Part-Time	-	-	-	2	2	595	678	587	66	708	138	-	193	2,370	2,967
Men	2,823	1,386	123	7	4,339	411	525	264	9	622	71	404	77	1,972	6,722
Women	3,030	885	705	231	4,851	425	475	792	152	305	413	425	129	2,691	7,967
Total	5,853	2,271	828	238	9,190	836	1,000	1,056	161	927	484	829	206	4,663	14,689

* In 1994, the Graduate Schools of Education and Nursing separated from the Graduate School of Arts and Sciences. For prior years their enrollment is included in the Graduate Arts and Sciences statistics.

** In 1996, the Evening College became the College of Advancing Studies and began to offer graduate programs.

Source: Student Services

By Gender

	1997	1998	1999	1997	1998	1999	1997	1998	1999	1997	1998	1999
African-American	177	173	179	195	221	226	372	394	405	4.2%	4.4%	4.4%
Native American	15	17	11	11	18	26	26	35	37	0.3%	0.4%	0.4%
Asian	304	314	374	382	348	378	695	686	752	7.7%	7.4%	8.2%
Hispanic	177	178	190	259	258	288	436	436	478	4.9%	4.9%	5.2%
Other AHANA	18	17	22	30	24	27	48	41	49	0.5%	0.5%	0.5%
Subtotal Undergraduate Day Schools	691	699	776	877	869	945	1,568	1,568	1,721	17.6%	17.6%	18.7%
International	148	131	121	117	122	100	265	253	221	3.0%	2.8%	2.4%
Total Undergraduate Day Schools	839	830	897	994	991	1,045	1,833	1,821	1,942	20.5%	20.4%	21.1%
	1997	1998	1999	1997	1998	1999	1997	1998	1999	1997	1998	1999
African-American	18	21	12	13	14	13	31	35	25	3.0%	3.8%	3.0%
Native American	1	-	1	-	-	-	1	-	1	0.1%	0.0%	0.1%
Asian	14	10	15	11	9	4	25	19	19	2.4%	2.0%	2.3%
Hispanic	8	10	9	7	12	3	15	22	12	1.5%	2.4%	1.4%
Other AHANA	4	2	4	5	2	2	9	4	6	0.9%	0.4%	0.7%
Subtotal Advancing Studies	45	43	41	36	37	22	81	80	63	7.9%	8.6%	7.5%
International	11	9	2	11	6	9	22	15	11	2.2%	1.6%	1.3%
Total Advancing Studies	56	52	43	44	47	31	103	95	74	10.1%	10.2%	8.0%
	1997	1998	1999	1997	1998	1999	1997	1998	1999	1997	1998	1999
African-American	72	85	63	109	112	98	181	197	161	3.8%	4.1%	3.5%
Native American	8	11	9	13	13	10	21	24	19	0.4%	0.5%	0.4%
Asian	66	80	75	86	94	107	152	174	182	3.2%	3.6%	3.9%
Hispanic	52	43	49	81	86	87	133	129	136	2.8%	2.7%	2.9%
Other AHANA	21	30	37	23	36	28	44	66	65	0.9%	1.4%	1.4%

By School, Fall 1990 to 1999

	1990	1991	1992	1993	1994	1995	1996	1997	1998	1999
Arts & Sciences	5,389	5,563	5,412	5,521	5,699	5,561	5,541	5,589	5,577	5,853
Education	728	755	747	695	701	698	772	806	810	828
Management	2,114	2,117	2,077	2,172	2,270	2,269	2,339	2,276	2,288	2,271
Nursing	347	362	423	416	408	367	305	250	247	237
Total Day Students	8,578	8,797	8,659	8,804	9,078	8,895	8,957	8,921	8,922	9,189
College of Advancing Studies***	802	747	753	688	682	633	624	531	485	439
Total Undergraduate	9,380	9,544	9,412	9,492	9,760	9,528	9,581	9,452	9,407	9,628
Graduate Arts & Sciences**	1,203	1,245	1,233	1,288	599	609	605	592	601	548
Graduate Education**	-	-	-	-	494	600	601	600	655	665
Graduate Management	413	400	374	378	408	459	455	464	486	455
Graduate Nursing**	-	-	-	-	102	90	68	87	99	117
Graduate Social Work	300	321	333	368	398	456	478	463	412	392
Law	870	837	861	829	830	819	803	826	825	829
Graduate Advancing Studies***	-	-	-	-	-	-	49	68	81	77
Total Graduate & Professional	2,786	2,803	2,801	2,863	2,831	3,033	3,059	3,100	3,159	3,083
Total University	12,166	12,347	12,213	12,355	12,591	12,561	12,640	12,552	12,566	12,711

* Method of computation: three part-time students equal one full-time equivalent student.

** In 1994, the Graduate Schools of Education and Nursing separated from the Graduate School of Arts and Sciences. For prior years their enrollment is included in the Graduate Arts and Sciences statistics.

By School

Art History	31	27	37	50	40	38	43	38	37	38	36	34
Biochemistry	49	49	52	61	67	94	108	111	115	117	97	84
Biology	402	396	417	502	537	618	671	752	734	665	543	539
Chemistry	44	28	43	57	67	94	90	100	89	84	90	94
Classics	20	18	18	17	20	17	20	20	20	24	19	15
Communication	624	605	568	515	500	480	533	522	499	542	624	734
Computer Science	97	76	51	53	54	77	82	97	118	133	181	202
Economics	611	577	531	453	361	332	345	356	364	404	430	402
English	953	980	1,015	1,018	965	955	925	927	935	931	868	906
Geology/Geophysics	23	27	33	55	54	55	87	82	80	736	66	58
German	16	11	16	14	13	14	13	9	6	148	8	11
History	369	387	403	424	410	400	398	411	379	392	410	431
Independent	1	1	5	9	13	17	12	4	2	1	3	2
International Studies	-	-	-	-	-	-	-	-	40	67	64	56

By Degree Program and Discipline, Full- and Part-Time

	Master's	Ph.D.	Master's	Ph.D.	Master's	Ph.D.	Master's	Ph.D.	Master's	Ph.D.
Advancing Studies	-	-	-	-	190	-	247	-	261	-
American Studies	11	-	12	-	6	-	1	-	-	-
Biology	14	35	16	36	22	31	20	24	14	26
Chemistry	4	87	1	92	2	93	-	103	1	99
Economics	7	68	4	69	6	64	1	68	-	69
Education	544	244	610	260	615	249	615	284	630	276
Education/Non-Degree	222	-	222	-	197	-	173	-	194	-
English	90	26	93	29	94	28	88	31	84	29
Geology	32	-	28	-	22	-	21	-	23	-
Geology/Geophysics	-	-	-	-	-	-	-	-	-	-
Geophysics	7	-	7	-	7	-	1	8	9	-
History	30	91	33	89	20	83	32	77	34	72
Interdisciplinary	-	2	-	2	-	-	1	1	2	1
Latin & Greek	11	-	11	-	5	-	8	-	9	-
Law	834	-	840	-	823	-	832	-	835	-
Linguistics	6	-	4	-	4	-	6	-	4	-
Management	914	27	985	32	1,017	38	1,038	42	1,044	44
Mathematics	16	-	13	-	14	-	11	-	12	-
Nursing	191	41	163	42	122	39	124	45	127	43
Philosophy	94	56	85	57	78	52	59	53	64	58
Physics	-	21	1	21	3	24	2	23	-	28
Political Science	43	47	31	44	33	44	32	50	30	41
Psychology	1	19	1	18	3	21	3	16	2	18

Source: Summer Session Office

By School, 1999 - 2000

Arts & Sciences	96
Education	8
Management	139
Nursing	-
College of Advancing Studies	1
Exchange Students - Undergraduate	60
Total Undergraduate	304
Graduate Arts & Sciences	217
Graduate Education	83
Graduate Management	124
Graduate Nursing	5
Graduate Social Work	7
Law	15
Graduate Advancing Studies	1
Exchange Students - Graduate	18
Total Graduate/Professional	470
Total Enrolled Students	774
Practical Training*	120
Faculty and Research Scholars	58
Total	952

* Students who have graduated from Boston College and who are undertaking a period of practical training in the United States.

Source: Office of the Dean for Student Development

By Class or Program, 1999 - 2000

Freshmen	39
Sophomores	53
Juniors	83
Seniors	69
Undergraduate Exchange Students	60
Total Undergraduate	304
Graduate/Professional	
M.A.	72
M.A.T.	-
M.B.A.	56
M.Ed.	28
M.S.	58
M.S.W.	7
C.A.E.S.	3
Ph.D.	213
J.D.	15
Graduate Exchange Students	18
Total Graduate/Professional	470
Practical Training*	120
Faculty and Research Scholars	58
Total	952

* Students who have graduated from Boston College and who are undertaking a period of practical training in the United States.

Source: Office of the Dean for Student Development

By Gender and Program, 1999 - 2000

Undergraduate	157	147	304
Graduate	260	210	470
Practical Training*	66	54	120
Faculty and Research Scholars	42	16	58
Total	525	427	952

* Students who have graduated from Boston College and who are undertaking a period of practical training in the United States.

Source: Office of the Dean for Student Development

Undergraduate and Graduate, 1999 - 2000

Albania	-	1	1	Lithuania	1	2	3
Argentina	-	8	8	Malawi	-	1	1
Armenia	-	1	1	Malaysia	4	3	7
Australia	7	10	17	Mauritius	2	-	2
Bangladesh	1	2	3	Mexico	2	10	12
Belgium	1	1	2	Moldova	-	1	1
Belize	-	2	2	Morocco	1	3	4
Bermuda	3	1	4	Netherlands	1	6	7
Brazil	6	7	13	New Zealand	-	2	2
Bulgaria	1	11	12	Nigeria	1	1	2
Burma	1	-	1	Norway	4	-	4
Canada	19	29	48	Oman	-	1	1
Cape Verde	1	-	1	Pakistan	-	1	1
Cayman Islands	2	-	2	Panama	2	-	2
Chile	-	2	2	Peru	-	2	2
China	2	68	70	Philippines	6	9	15
Colombia	4	6	10	Poland	2	1	3
Costa Rica	2	1	3	Portugal	-	3	3
Cote D'Ivoire	-	1	1	Romania	-	3	3
Cyprus	-	4	4	Russia	1	8	9
Czech Republic	-	1	1	Rwanda	-	1	1
Denmark	2	3	5	Saudi Arabia	5	2	7
Dominican Republic	6	1	7	Senegal	-	1	1
Ecuador	10	-	10	Sierra Leone	-	1	1
El Salvador	1	1	2	Singapore	10	4	14
Estonia	-	1	1	Slovakia	-	2	2
Ethiopia	-	2	2	South Africa	2	3	5
France	16	16	32	South Korea	42	21	63
Germany	10	7	17	Spain	4	8	12
Greece	-	6	6	Sri Lanka	1	-	1
Guatemala	2	1	3	Sweden	1	3	4
Guinea	2	-	2	Switzerland	2	1	3
Haiti	1	-	1	Taiwan	5	8	13
Honduras	-	1	1	Tanzania	-	1	1
Hong Kong	5	3	8	Thailand	10	6	16
Hungary	-	1	1	Trinidad & Tobago	1	4	5
India	8	25	33	Turkey	5	28	33
Indonesia	20	8	28	Uganda	-	1	1
Iran	-	1	1	Ukraine	1	-	1
Ireland	4	11	15	United Arab Emirates	1	1	2
Israel	-	1	1	United Kingdom	18	13	31
Italy	2	17	19	USSR (Former)	-	1	1
Jamaica	-	3	3	Uzbekistan	-	1	1
Japan	17	15	32	Venezuela	8	2	10
Jordan	1	2	3	Vietnam	-	1	1
Kenya	-	2	2	Yugoslavia (Former)	-	1	1
Kazakhstan	-	1	1	Zaire	-	2	2
Kuwait	1	6	7	Zambia	-	2	2
Latvia	-	1	1	Zimbabwe	-	1	1
Lebanon	2	1	3	Total	304	470	774
Liechtenstein	1	-	1	Countries Represented			100

Source: Office of the Dean for Student Development



By Degree and Number of Majors

Single Major	1,063	905	950	954	832
Double Major	162	192	196	216	179
Triple Major	-	-	-	-	-
	<u>1,225</u>	<u>1,097</u>	<u>1,146</u>	<u>1,171</u>	<u>1,011</u>
Single Major	150	175	158	179	167
Double Major	15	27	15	15	11
Triple Major	-	-	-	-	-
	<u>165</u>	<u>202</u>	<u>173</u>	<u>195</u>	<u>178</u>
Total Arts & Sciences	1,390	1,299	1,319	1,366	1,189
Single Major	25	18	27	34	56
Double Major	158	137	137	165	140
Triple Major	-	1	6	1	-
Total School of Education	183	156	170	200	196
Single Major	451	351	441	396	358
Double Major	157	190	191	183	219
Triple Major	7	6	4	4	7
Total School of Management	615	547	636	583	584
	<u>88</u>	<u>130</u>	<u>90</u>	<u>70</u>	<u>62</u>
Subtotal - Undergraduate Day Degrees Conferred	2,276	2,132	2,215	2,219	2,031
Single Major	146	122	134	119	110
Double Major	-	-	2	-	-
Triple Major	-	-	-	-	-
Total Advancing Studies	146	122	136	119	110
Total Undergraduate Degrees Conferred	2,422	2,254	2,351	2,338	2,141

*August, December, and May graduations combined.

Source: Student Services

By Major*

Accounting	141	149	134	127	94
Art History	15	15	12	7	10
Biochemistry	17	36	18	28	16
Biology	112	119	114	132	119
Chemistry	15	17	14	13	15
Child in Society	-	2	-	-	3
Classics	-	3	1	5	1
Communication	150	141	145	156	128
Computer Science	19	32	34	39	30
Early Childhood Education	21	21	16	12	13
Economics	116	109	121	118	170
Elementary Education	59	43	60	56	50
Elementary Education & Moderate Special Needs	28	30	29	43	24
English	256	209	231	223	188
Environmental Geosciences	13	16	14	13	18
Finance	229	212	261	245	236
French	10	10	10	9	7
Geology	1	7	5	7	4
Geology/Geophysics	1	-	-	-	-
Geophysics	1	1	-	-	1
German	4	2	3	3	2
Hispanic Studies	12	11	15	12	13
History	108	109	77	108	82
Human Development	47	32	34	57	69
Independent	3	1	1	2	1
Information Systems	14	5	11	6	16
International Studies	10	5	5	4	12
Italian	-	2	-	2	2
Linguistics	-	2	1	1	1
Management	30	18	20	15	15
Marketing	151	116	154	141	160
Mathematics	24	38	37	45	27
Middle School Education	-	-	-	-	-
Music	5	1	6	3	5
Nursing	88	130	90	70	62
Operations Management	8	5	6	7	10
Organizational Studies/Human Resource Management	22	20	26	18	14
Philosophy	37	33	36	26	32
Physics	5	5	8	2	5
Political Science	182	145	144	108	101
Psychology	184	156	183	202	153
Russian	3	1	5	1	2
Secondary Education	24	26	23	29	27
Severe Special Needs	4	2	8	3	10
Slavic Studies	-	1	-	-	-
Sociology	80	73	62	78	57
Studio Art	10	5	17	11	4
Theater	7	7	11	13	15
Theology	10	9	13	19	7
Total**	2,276	2,132	2,215	2,219	2,031

* Double and Triple majors counted by first major.

** College of Advancing Studies majors are not included in this total.

Source: Student Services

Thousands of Dollars

University Scholarships and Grants ¹	\$34,441	\$38,589	\$41,316	\$44,194	\$48,714
State Scholarships ²	1,404	1,421	1,404	1,575	1,643
Pell Grants ³	1,771	1,613	1,801	2,033	2,227
Supplemental Educational Opportunity Grants	1,418	1,533	1,484	1,475	1,555
Work-Study	1,626	1,462	1,447	1,969	1,785
Perkins Loans ⁴	3,638	2,978	2,878	3,311	2,852
Undergraduate Total	\$44,298	\$47,596	\$50,330	\$54,557	\$58,776
Work-Study	552	621	667	599	682
Perkins Loans ⁴	1,958	1,922	2,126	2,262	1,811
Total Undergraduate and Graduate	\$46,808	\$50,139	\$53,123	\$57,418	\$61,269

Number of Awards

University Scholarships and Grants ¹	3,904	3,862	3,815	3,913	3,902
State Scholarships ²	1,018	965	909	902	894
Pell Grants ³	1,115	1,016	1,096	1,143	1,104
Supplemental Educational Opportunity Grants	1,112	1,260	1,109	1,143	1,085
Work-Study	1,265	1,136	1,267	3,135	3,091
Perkins Loans ⁴	2,071	1,787	1,734	1,853	1,701
Undergraduate Total⁵	10,485	10,026	9,930	12,089	11,777
Work-Study	353	277	417	534	658
Perkins Loans ⁴	603	575	649	692	652
Total Undergraduate and Graduate⁵	11,441	10,878	10,996	13,315	13,087

¹This statistic includes estimated regular university scholarships and grants (through the operating budget), faculty kin tuition remission, athletic grants, Jesuit Reduction, Alumni Association Scholarships, and endowed monies for scholarships.

²State scholarship funds to students from Massachusetts, Vermont, Connecticut, Pennsylvania, Rhode Island, Maine, New Hampshire; Gilbert Grants; and Herter Scholarships.

³Pell Grant eligibility is determined directly by the federal government.

⁴These loan funds (formerly called "National Direct Student Loans") are obtained by federal government contributions, Boston College contributions, and collections of previous loans awarded.

⁵This is a duplicated total since some students receive more than one type of aid.

***Important Note: The above data do not include Boston College student assistance for graduate and professional students (approximately \$14.92 million in tuition remission, grants, or scholarships and \$11.17 million in stipends during 1998-99) administered by the various schools and departments. Also, excluded are the Nursing Loan Program (\$285,550 during 1998-99), a variety of grants and scholarships from fraternal organizations and clubs (\$4,175,958 during 1998-99), and loans processed by the Financial Aid Office (\$81,907,000 during 1998-99) for undergraduate students, graduate students, or their parents.**

Source: Financial Aid Office

٤٣٣٣ ٥ ٤٣٣٣ ٤٣٣ ٤٣٣

6 4

• **Class of 1998**

6 4 6 4

• 6 6

6 4 6 4



By Primary School and Class, Fall 1999

1920	1	-	-	-	-	-	-	-	-	-	-	-	-	-	-	-	1
1921	1	-	-	-	-	-	-	-	-	-	-	-	-	-	-	-	1
1922	-	-	-	-	-	-	-	-	-	-	-	-	-	-	-	2	2
1923	-	-	-	-	-	-	-	-	-	-	-	-	-	-	-	2	2
1924	2	-	-	-	-	-	-	-	-	-	-	-	-	-	-	-	2
1925	4	-	-	-	-	-	-	-	-	-	-	-	-	-	-	1	5
1926	5	-	-	-	-	-	-	-	-	-	-	3	-	-	-	1	9
1927	7	-	-	-	-	4	-	-	-	-	-	3	-	-	-	0	14
1928	13	-	-	-	-	1	-	-	-	-	-	3	-	-	-	1	18
1929	11	-	-	-	-	3	-	-	-	-	-	-	-	-	-	4	18
1930	18	-	-	-	-	5	-	-	-	-	-	2	-	-	-	5	30
1931	30	-	-	1	-	3	-	-	-	-	-	3	-	-	-	7	44
1932	32	-	-	1	-	4	-	-	-	-	2	2	-	-	-	10	51
1933	39	-	-	2	-	6	-	-	-	-	-	3	-	-	-	7	57
1934	50	-	-	6	-	7	-	-	-	-	4	4	-	-	-	15	86
1935	62	-	-	11	-	14	-	-	-	-	7	6	-	-	-	10	110
1936	69	-	-	10	-	8	-	-	-	-	1	1	1	-	-	11	101
1937	84	-	-	8	-	8	-	-	-	-	11	1	1	-	-	13	126
1938	81	-	-	13	-	6	-	-	-	7	8	-	-	-	-	13	128
1939	111	-	-	10	-	11	-	-	-	6	13	1	-	-	-	26	178
1940	142	-	-	8	-	8	-	-	-	7	7	1	-	-	-	17	190
1941	116	-	-	19	-	13	-	-	-	7	10	2	-	-	-	13	180
1942	122	-	24	15	-	15	-	-	-	8	4	1	-	-	-	23	212
1943	133	1	32	19	-	6	-	-	-	8	8	-	-	-	-	23	230
1944	104	-	36	9	-	3	-	-	-	7	4	1	-	-	-	32	196
1945	86	-	18	9	-	3	-	-	-	6	3	1	-	-	-	102	228
1946	11	-	1	18	-	13	-	-	-	8	8	0	-	-	-	29	88
1947	82	-	15	10	-	20	-	-	-	20	13	4	-	-	-	29	193
1948	123	-	53	13	-	20	-	-	-	20	25	1	-	-	-	2	257
1949	291	-	74	20	29	36	-	-	-	19	44	2	-	-	-	10	525
1950	632	-	239	28	17	27	51	-	-	22	59	6	-	-	-	24	1,105
1951	635	-	274	35	42	25	65	-	-	22	73	4	2	-	-	41	1,218
1952	392	-	251	60	42	28	46	-	-	19	58	1	-	-	-	26	923
1953	350	-	219	68	44	35	90	-	-	27	49	1	5	-	-	24	912
1954	287	-	196	93	47	20	110	-	-	25	43	1	4	-	-	64	890
1955	264	-	180	109	60	34	95	-	-	22	37	4	2	-	-	23	830
1956	277	128	251	105	61	34	90	-	-	26	51	7	4	-	-	55	1,089
1957	293	91	233	115	51	48	90	-	-	22	51	4	3	-	-	58	1,059
1958	344	122	306	154	56	54	112	-	-	19	52	3	6	-	-	89	1,317
1959	341	112	319	140	69	72	99	-	-	24	61	11	1	-	-	81	1,330
1960	299	125	317	193	114	96	168	2	1	-	28	56	16	4	-	30	1,449
1961	268	84	267	150	66	100	143	7	-	-	31	70	33	2	-	24	1,245
1962	307	124	231	171	81	120	88	20	-	-	37	82	23	4	-	41	1,329
1963	456	164	316	160	56	139	233	27	-	-	30	73	25	3	-	36	1,718
1964	459	179	336	128	71	181	206	23	-	-	44	77	27	4	-	48	1,783

By Gender and Class, Fall 1999

1920	-	1	1	1961	444	801	1,245
1921	-	1	1	1962	510	819	1,329
1922	-	2	2	1963	623	1,095	1,718
1923	-	2	2	1964	646	1,137	1,783
1924	-	2	2	1965	588	1,173	1,761
1925	-	5	5	1966	709	1,166	1,875
1926	-	9	9	1967	759	1,304	2,063
1927	4	10	14	1968	802	1,434	2,236
1928	1	17	18	1969	871	1,459	2,330
1929	3	15	18	1970	940	1,359	2,299
1930	4	26	30	1971	983	1,434	2,417
1931	4	40	44	1972	1,098	1,573	2,671
1932	2	49	51	1973	1,071	1,409	2,480
1933	8	49	57	1974	1,351	1,526	2,877
1934	12	74	86	1975	1,564	1,345	2,909
1935	21	89	110	1976	1,672	1,574	3,246
1936	14	87	101	1977	1,529	1,281	2,810
1937	11	115	126	1978	1,542	1,464	3,006
1938	19	109	128	1979	1,656	1,350	3,006
1939	19	159	178	1980	1,704	1,346	3,050
1940	18	172	190	1981	1,752	1,388	3,140
1941	24	156	180	1982	1,859	1,349	3,208
1942	25	187	212	1983	1,946	1,247	3,193
1943	25	205	230	1984	1,819	1,329	3,148
1944	15	181	196	1985	1,830	1,234	3,064
1945	19	209	228	1986	1,863	1,308	3,171
1946	31	57	88	1987	1,931	1,237	3,168
1947	35	158	193	1988	1,879	1,327	3,206
1948	35	222	257	1989	1,924	1,325	3,249
1949	78	447	525	1990	1,863	1,374	3,237
1950	108	997	1,105	1991	1,963	1,444	3,407
1951	131	1,087	1,218	1992	2,075	1,651	3,726
1952	138	785	923	1993	2,022	1,441	3,463
1953	197	715	912	1994	1,931	1,519	3,450
1954	220	670	890	1995	1,997	1,505	3,502
1955	239	591	830	1996	1,895	1,598	3,493
1956	338	751	1,089	1997	1,940	1,570	3,510
1957	306	753	1,059	1998	1,982	1,466	3,448
1958	412	905	1,317	1999	1,787	1,354	3,141
1959	390	940	1,330	Total	60,768	64,671	125,439
1960	542	907	1,449				

Note: Data as of October 1999.

Source: Information Services, University Relations

K Total Private Gift Support

Alumni	\$ 9,746,089	\$ 13,350,832	\$ 12,635,431	\$13,682,361	\$24,349,758
Parents	2,052,269	2,084,153	3,946,738	2,919,429	3,438,902
Friends	3,480,648	2,293,674	1,057,376	1,032,735	1,902,345
Corporations	2,913,266	2,146,775	2,794,101	4,006,388	5,924,441
Matching Gifts	873,086	1,138,506	1,105,567	1,004,248	1,259,289
Foundations	3,558,435	3,427,417	3,095,290	3,247,621	6,653,338
Associations	<u>333,100</u>	<u>219,979</u>	<u>2,397,091</u>	<u>2,799,144</u>	<u>578,900</u>
Total	\$22,956,893	\$24,661,336	\$27,031,594	\$28,691,926	\$44,106,973

*Gifts represent cash received during the fiscal year which runs from June 1 to May 31. Data as of July 1999.

Source: Information Services, University Relations

By Giving Club

President's Circle Patron	\$10,000 +	210	220	249	331	381
President's Circle**	\$5,000 - \$9,999	283	331	387	409	488
FIDES Patron	\$2,500 - \$4,999	166	214	244	289	319
FIDES**	\$1,000 - \$2,499	1,439	1,632	1,773	1,938	2,036
Tower Builders	\$500 - \$999	1,177	1,071	779	1,077	1,320
John Bapst Associates	\$250 - \$499	1,655	1,585	1,641	1,726	2,005
McElroy Associates	\$100 - \$249	6,515	6,469	5,940	6,634	7,326
Other Annual Fund	\$1 - \$99	<u>20,876</u>	<u>19,619</u>	<u>18,065</u>	<u>22,340</u>	<u>19,804</u>
Total Individual Donors		32,321	31,141	29,078	34,744	33,679

* Includes alumni, parents, and friends. Excludes corporations and foundations. Data as of July 1999.

**Includes donors who qualify for Fides and President's Circle through the Young Fides and Matching Gift Programs.

Source: Information Services, University Relations

Location and Primary Use, Spring 1999

Alumni House	885 Centre St.	Administrative	1974	15,638
Alumni Stadium	2604 Beacon St.	Sports	1957	464,347
Bapst Library	Middle Campus	Library	1928	69,623
Barat House	885 Centre St.	Jesuit Res. & Admin.	1974	25,392
Bea House ²	176 Commonwealth Ave.	Jesuit Residence	1965	4,685
Botolph House	18 Old Colony Rd.	Administrative	1967	7,136
Bourneuf House	84 College Rd.	Administrative	1985	4,460
Thea Bowman AHANA Center	72 College Rd.	Administrative	1970	3,528
Brock House	78 College Rd.	Administrative	1972	4,146
Campion Hall	Middle Campus	Academic & Administrative	1955	112,491
Canisius House ²				

Location and Primary Use, Spring 1999 (Continued)

Eugene F. Merkert Chemistry Center	2609 Beacon St.	Academic & Administrative	1991	116,601
Merkert Trailer	Middle Campus	Academic	1998	3,008
Mill Street Cottage	29 Mill St.	Residence	1974	2,879
Modular Apartments	Lower Campus	Student Residence	1970	104,100
Murray House	292 Hammond St.	Commuter Center	1967	8,490
Murray Carriage House	292 Hammond St.	Academic	1967	2,618
O'Connell House	185 Hammond St.	Student Union	1938	32,007
Thomas P. O'Neill, Jr. Library	Middle Campus	Central Research Library	1984	194,091
Parking Garage	2599 Beacon St.	General Parking Facility	1979	302,023
Parking Garage	40 St. Thomas More Rd.	General Parking Facility	1994	328,972
Quonset Hut	885 Centre St.	Gymnasium	1974	5,964
Rahner House	96 College Rd.	Administrative	1952	2,799
Roberts House & Garage ³	246 Beacon St.	Jesuit Residence	1989	8,583
Robsham Theater Arts Center	50 St. Thomas More Rd.	Student Services & Academic	1981	31,614
Roncalli Hall	200 Hammond St.	Student Residence	1965	32,841
Rubenstein Hall	90 Commonwealth Ave.	Student Residence	1973	123,739
Service Building	Middle Campus	Academic & Administrative	1948	33,718
Shaw House	372 Beacon St.	Student Residence	1962	9,494
Commander Shea Field	2605 Beacon St.	Baseball/Soccer Field	1960	
Southwell Hall	38 Commonwealth Ave.	Administrative	1937	12,338
St. Ignatius Maintenance Building	Middle Campus	Administrative	1993	2,372
St. Mary's Hall ²	Middle Campus	Jesuit Residence	1917	135,484
St. Thomas More Hall	2150 Commonwealth Ave.	Administrative	1955	64,584
Stuart House and the James W. Smith Wing	885 Centre St.	Academic & Administrative	1974	104,884
Trinity Chapel (Newton)	885 Centre St.	Chapel	1974	20,578
Vanderslice Hall	70 St. Thomas More Rd.	Student Residence	1993	119,492
Vouté Hall	110 Commonwealth Ave.	Student Residence	1988	87,189
Michael P. Walsh Hall	150 St. Thomas More Rd.	Student Res. & Dining Fac.	1980	205,805
Welch Hall	182 Hammond St.	Student Residence	1965	32,876
Weston Observatory	Weston, MA	Research & Administrative	1948	22,182
Williams Hall	144 Hammond St.	Student Residence	1965	32,868
Xavier Hall	44 Tudor Rd.	Student Residence	1955	12,938
---	14 Mayflower Rd.	Administrative	1998	5,309
---	24 Quincy Rd.	Academic	1998	4,317
---	25 Lawrence Ave.	Administrative	1993	4,722
---	30 Quincy Rd.	Jesuit Residence	1999	4,534
---	31 Lawrence Ave.	Academic	1979	5,105
---	31 Lawrence Ave. Garage	Administrative	1996	1,985
---	36 College Rd.	Administrative	1974	3,766
---	50 College Rd.	Administrative	1996	4,303
---	55 Lee Rd.	Residence	1978	7,363
---	66 Commonwealth Ave.	Student Residence & Admin.	1989	58,869
---	90 St. Thomas More Rd.	Student Residence	1993	110,487
---	110 College Rd.	Administrative	1997	4,756
---	142 Beacon St.	Administrative	1997	3,446
---	194 Beacon St.	Academic	1996	5,764
Total Gross Square Footage⁴				5,626,074

¹ GSF excludes all void areas such as "open to below" atrium type space.

²

Note: The above statistics exclude properties leased to Boston College. Statistics include only properties owned by Boston College as of May 31, 1999.

Source: Space Management

Spring 1999

Roncalli, Welch, and Williams Halls	98,585	3.1
O'Connell House and Upper Campus Dormitories	267,464	10.9
Total Upper Campus	366,049	14.0
Area bounded by Beacon Street, Lower Campus Road, College Road, and Commonwealth Avenue — including the Ignacio and Rubenstein Residence Halls, 66 Commonwealth Avenue Residence Hall, Gabelli Hall, Vouté Hall, Southwell Hall, and the Merkert Chemistry Center	2,082,707	43.2
14 Mayflower Road	5,309	0.2
18 Old Colony Road (Botolph House)	7,136	0.4
24 Quincy Road	4,317	0.2
30 Quincy Road	4,534	0.2
36 College Road	3,766	0.2
50 College Road	4,303	0.2
72 College Road (Thea Bowman AHANA Center)	3,528	0.2
78 College Road (Brock House)	4,146	0.1
84 College Road (Bourneuf House)	4,460	0.2
90 College Road (Donaldson House)	3,910	0.2
96 College Road (Rahner House)	2,799	0.1
102 College Road (Faber House)	3,081	0.2
110 College Road	4,756	0.1
116 College Road (Hopkins House)	4,274	0.1
122 College Road (Lawrence House)	3,681	0.1
176 Commonwealth Avenue (Bea House)	4,685	0.2
Total Middle Campus	2,151,392	46.1
Area bounded by Beacon Street, Lower Campus Road, and St. Thomas More Road (excluding MDC property) — including Vanderslice Hall and 60 & 90 St. Thomas More Road	2,360,020	52.7
2150 Commonwealth Avenue (St. Thomas More Hall)	64,584	3.4
Total Lower Campus	2,424,604	56.1
Total Chestnut Hill Campus	4,942,645	116.2
Total Chestnut Hill and Newton Campuses	554,334	40.3
Newton	5,496,379	156.5
142 Beacon Street	3,446	0.2
194 Beacon Street	5,764	0.3
262 Beacon Street (Daly House)	5,584	0.5
258 Hammond Street (Hovey House)	11,148	4.1
292 Hammond Street (Murray House & Carriage House)	11,108	1.2
300 Hammond Street (Connolly Faculty Center & Carriage House)	20,834	1.6
314 Hammond Street (Haley House & Carriage House)	14,375	1.3
25 Lawrence Avenue	4,722	0.2
31 Lawrence Avenue (House & Garage)	7,090	0.3
55 Lee Road	7,363	0.4
67 Lee Road (Canisius House)	3,761	0.2

Fall 1998

61

Fall 1999

Carney's (McElroy Dining Hall)	McElroy Commons	775
Eagle's Nest Snack Bar	McElroy Commons	446
Faculty Dining Room	McElroy Commons	146
Lower Campus Dining Facilities	60 St. Thomas More Road	945
McElroy Cafe	McElroy Commons	91
Newton Campus Cafeteria	Stuart House	290
Newton Campus Snack Bar	Stuart House	185
Welsh Dining Hall	Lyons Hall	550
Total Dining Hall Seating		3,428
Boston Room	60 St. Thomas More Road	40
Heights Room	60 St. Thomas More Road	250
Newton Room	60 St. Thomas More Road	40
Walsh Function Room	Walsh Hall	150

Spring 1999

Alumni Stadium	15	Fulton Hall	145	Walsh Hall	13	Connolly Carriage House	1
Bapst Library	6	Gasson Hall	34	14 Mayflower Hall	9	Connolly Faculty Center	14
Botolph House	12	Higgins Hall	52	24 Quincy Road	5	Haley Carriage House	2
Bourneuf House	7	Hopkins House	9	36 College Road	9	Haley House	6
Thea Bowman		Lawrence House	9	50 College Road	8	Hovey House	11
AHANA Center	6	Lyons Hall	100	66 Commonwealth Ave.	12	Murray Carriage House	1
Brock House	7	McElroy Commons	39	110 College Road	5	Murray House	3
Campion Hall	117	McGuinn Hall	157	Subtotal	1,507	Weston Observatory	20
Carney Hall	206	Merkert Chemistry Ctr.	28	Alumni House	10	25 Lawrence Ave.	6
Conte Forum	66	Merkert Trailer	5	Barat House	9	31 Lawrence Ave. & Garage	13
Cushing Hall	71	O'Neill Library	75	Kenny-Cottle Library	5	142 Beacon St.	6
Devlin Hall	52	Rahner House	4	Law East Wing	35	194 Beacon St.	9
Dining Hall Lower	3	Robsham Theater	8	Law Library	18	Subtotal	92
Donaldson House	7	Rubenstein Hall	24	Stuart House	58	Total Offices	1,734
Faber House	6	Service Building	33	Subtotal	135		
Flynn Recreation Center	13	Southwell Hall	12				
		St. Thomas More Hall	118				

Note: The above statistics exclude leased properties used in University operations. Statistics include only properties owned by 2525

Spring 1999

Campion Hall	12	571
Carney Hall	25	1,107
Cushing Hall	10	689
Devlin Hall	9	694
Fulton Hall	19	1,163
Gasson Hall	20	897
Higgins Hall	4	216
Kenny-Cottle Library	1	125
Law East Wing	5	577
Lyons Hall	7	316
McGuinn Hall	12	546
Merkert Chemistry Center	3	246
O'Neill Library	8	396
Stuart House	8	580
Total	143	8,123

Note: The above statistics exclude leased properties used in University operations. Statistics include only properties owned by Boston College as of May 31, 1999.

Source: Space Management

Spring 1999

Student Residence ¹	28
Administrative	19
Academic and Administrative ²	25
Jesuit Residence ³	6
Miscellaneous Use ⁴	20
Total³	98⁴

¹ Keyes North and South = 1; Duchesne East and West = 1; Modulares = 1

² Includes Weston Observatory.

³ Excludes Manresa House and Roberts House.

⁴ Includes gymnasiums, libraries, student union, etc.

Note: The above statistics exclude leased properties used in University operations. Statistics include only properties owned by Boston College as of May 31, 1999.

Source: Space Management

Fall 1999

Cheverus Hall	127 Hammond Street	66	132	3	135
Claver Hall	40 Tudor Road	38	67	3	70
Fenwick Hall	46 Tudor Road	72	135	3	138
Fitzpatrick Hall	137 Hammond Street	73	140	3	143
Gonzaga Hall	149 Hammond Street	78	151	3	154
Kostka Hall	149 Hammond Street	79	151	3	154
Loyola Hall	42 Tudor Road	48	90	3	93
Medeiros Townhouses	60 Tudor Road	50	96	3	99
Roncalli Hall	200 Hammond Street	68	132	3	135
Shaw Hall	372 Beacon Street	7	20	1	21
Welch Hall	182 Hammond Street	78	159	3	162
Williams Hall	144 Hammond Street	70	134	3	137
Xavier Hall	44 Tudor Road	39	76	3	79
		766	1,483	37	1,520
Edmond's Hall	200 St. Thomas More Road	205	792	8	800
Gabelli Hall	80 Commonwealth Avenue	41	153	4	157
Greycliff Hall	2051 Commonwealth Avenue	30	43	2	45
Ignacio Hall	100 Commonwealth Avenue	64	362	5	367
Modulars	100 St. Thomas More Road	80	462	9	471
Rubenstein Hall	90 Commonwealth Avenue	62	356	5	361
Michael P. Walsh Hall	150 St. Thomas More Road	139	790	16	806
Joseph & Mae Vanderslice Hall	70 St. Thomas More Road	61	379	10	389



For the Ten Years Ending May 31, 2000

			1							1///
Arts & Sciences, Education,										
Management, Nursing	\$12,700	\$13,690	\$14,580	\$15,570	\$16,640	\$17,890	\$18,820	19,770	20,760	21,700
Advancing Studies (per course)	546	586	618	660	704	750	790	830	872	912
Summer Session (per credit hour)	224	240	254	270	288	308	324	342	360	378
Arts & Sciences, Education,										
Nursing (per credit hour)	380	412	440	470	502	536	566	596	626	656
Law School	13,670	15,570 ¹	16,590 ²	17,720	18,940	20,180	21,230	22,300	23,420	24,480
Management (per credit hour)	438	474	504	538	574	612	646	680	714	748
Social Work	11,370	12,280	13,080	13,970	14,930	15,910	16,740	17,580	18,460	19,300
MSW part-time (per credit hour)	308	332	354	378	404	432	456	480	504	526
DSW part-time (per credit hour)	356	382	406	434	464	496	524	552	580	606
Advancing Studies (per credit hour)	-	-	-	-	-	-	-	342	360	378
Upper Campus										
Modulars	3,900	4,120	4,360	4,550	4,730	4,980	5,200	5,370	5,540	5,730
Ignacio & Rubenstein 3-bedroom	3,780	3,980	4,230	4,410	4,590	4,830	5,050	5,220	5,390	5,560
Ignacio & Rubenstein 2-bedroom	3,900	4,120	4,360	4,550	4,730	4,980	5,200	5,370	5,540	5,730
Edmond's Hall	3,900	4,120	4,360	4,550	4,730	4,980	5,200	5,370	5,540	5,730
Newton	3,180	3,360	3,550	3,680	3,830	4,030	4,200	4,340	4,480	4,620
66 Commonwealth Avenue	3,180	3,360	3,550	3,680	3,830	4,030	4,200	4,340	4,480	4,620
Walsh Hall	3,450	3,620	3,820	3,970	4,130	4,340	4,530	4,680	4,830	4,980
Gabelli & Vouté Apartments	4,090	4,290	4,540	4,730	4,920	5,180	5,410	5,590	5,770	5,960
Gabelli & Vouté Townhouses	4,250	4,500	4,760	4,960	5,160	5,430	5,670	5,860	6,050	6,250
Vanderslice Hall & 90 More Road	-	-	-	4,180	4,350	4,560	4,760	4,920	5,080	5,240
	2,650	2,790	2,920	3,020	3,130	3,240	3,330	3,430	3,540	3,630
Laboratory (Science)³										
Undergraduate Government	50	52	54	56	58	60	62	90	92	94
Graduate Student Association	40	40	44	44	46	46	50	50	50	50
Health/Infirmary	210	222	232	240	248	256	262	272	282	286
Recreation	120	130	136	140	144	150	154	160	170	176

Note: All tuition and fees listed are for two semesters, except for those stated as "per course" or "per credit hour."

¹ This was the tuition rate for first year law students in academic year 1991-92. The second and third year tuition rate was \$14,830.

² This was the tuition rate for first and second year law students in academic year 1992-93. The third year tuition rate was \$15,800.

³ This is the fee for laboratories in Biology and Chemistry. Fees in the other sciences and in most other fields are frequently lower than this rate.

Source: *Boston College Policies and Procedures Manual*

Effect of Inflation and Real Growth

1989-90	\$11,720	126.1	\$9,294
1990-91	\$12,700	133.8	\$9,492
1991-92	\$13,690	137.9	\$9,927
1992-93	\$14,580	141.9	\$10,275
1993-94	\$15,570	145.8	\$10,679
1994-95	\$16,640	149.7	\$11,116
1995-96	\$17,890	153.5	\$11,655
1996-97	\$18,820	158.6	\$11,866
1997-98	\$19,770	161.3	\$12,257
1998-99	\$20,760	163.9	\$12,666
1999-00	\$21,700	168.3**	\$12,894

* December CPI for the stated academic year. (1982-84 = 100)

**Estimate

Sources: Bureau of Labor Statistics and the Budget Office



The Libraries are replacing the existing Quest Library Information System with a state of the art web-based system that will provide expanded access to the Libraries' collections, databases and services. As with Quest, the new system will provide a variety of methods for searching the Boston College Online Catalog, which includes approximately 5.2 million books, periodicals, media materials, microforms, newspapers and links to electronic materials. Unlike Quest, the new system will be available 24 hours a day, and will include an expanded array of patron services that allow students, faculty, and staff to locate, request, and renew library materials and to request other library services online. The new system will also provide integrated access to the Libraries' increasing array of electronic resources including over 100 web accessible databases, full text journals and digital collections, such as the Liturgy and Life Collection of the John J. Burns Library. The migration to the new system will be completed in June 2000.

The Boston College Libraries offer over 500 databases online via the web and in CD-ROM format. A growing number of these databases and journals provide full text access directly to the researcher's desktop. A complete listing of all online databases available through the Libraries can be found by selecting Online Databases from the Resources menu on the Libraries home page <<http://www.bc.edu/libraries.html>>. The databases list includes both groupings by subject and an alphabetical listing by title with special designations for full text databases. Many of the databases can be launched directly by clicking on the web links. All other listings provide information explaining exactly where to access the databases. These can usually be accessed in the Electronic Information Center in the O'Neill Library or the Law Library. Databases range in coverage from very general to very specific and cover a wide range of research areas in the humanities, social sciences, sciences, health sciences, business, law and public affairs. An expanding number of links to electronic journals may also be found under the Resources menu by selecting the Electronic Journals link.

The Libraries also support an expanding digital collection of special and rare materials such as the Thomas P. O'Neill, Jr. Photographs, the Liturgy and Life Artifacts collection and the Boston Gas Company Photographs via the John J. Burns Library Rare Books and Special Collections web page: <http://www/bc/edu/bc_org/avp/ulib/burns/index.html>

Librarians offer training classes in how to search databases effectively, by arrangement with professors, and also provide individual coaching at various library service points or by appointment.

Researchers who cannot locate resources needed may contact a librarian to develop a search strategy to locate relevant information.

Finally, the Libraries facilitate access to many computerized numeric databases in business, economics, and the social sciences. Contact the O'Neill Reference Desk (refer@bc.edu) or

one of the Special Libraries for more information about these services, or to arrange demonstrations, workshops, and classroom presentations.

The Interlibrary Loan Service is offered to students, faculty, administrators, and staff to obtain materials not available in the Boston College Libraries. Books, photocopies of journal articles, microfilm, theses, and government documents may be borrowed from other libraries. Except for unusual items, the waiting period is from one to four weeks. For anyone willing to use the material at the holding library, a computerized system at the reference desk will provide locations. Requests can be made by using electronic forms available on the Libraries' web site or by visiting a library.

The Boston College Libraries are part of the Boston Library Consortium, a group of area libraries which includes Brandeis University, Boston University, Brown University, Massachusetts Institute of Technology, Northeastern University, Tufts University, University of Massachusetts System, Wellesley College, as well as the Massachusetts State Library, the Boston Public Library and the Marine Biological Laboratory at Woods Hole. Faculty may apply for a Consortium borrower's card at the Reference Department in the O'Neill Library in order to borrow directly from the member libraries.

Boston College is one of 1,370 Federal Depository Libraries located across the United States. As a Depository, the O'Neill Library receives thousands of government documents in print, microfiche and electronic formats and makes them available to the general public. Many government publications are now available via the Web or in CD-ROM format. Further information may be found on the web page: <http://www.bc.edu/bc_org/avp/ulib/ref/govdocs/Govdocs.html>. Questions about the O'Neill collection and the availability of government documents should be directed to the Government Documents and Microforms staff on the first floor of O'Neill Library.



The Charles S. and Isabella V. McMullen Museum of Art aims to increase understanding of the visual arts, to encourage inquiry, and to enrich learning through the display of a notable permanent collection and special exhibitions of international importance. The Museum occupies two floors of Devlin Hall. Spacious galleries with movable walls provide flexible exhibition spaces that rival venues in larger museums.

Begun in the nineteenth century, the University's permanent collection contains masterpieces that span the history of art from Europe, Asia, and the Americas. Outstanding among them are Gothic and Baroque tapestries, Italian paintings of the sixteenth and seventeenth centuries, American landscape paintings of the nineteenth and early twentieth centuries, and Japanese prints. The collection is displayed on a rotating basis in the Museum's galleries on the ground floor. In keeping with the teaching mission of a university museum, accompanying text explains the significance of each work in its historical context and addresses questions from the current scholarship. The Museum maintains an active special exhibition program, bringing outstanding works from around the world to Chestnut Hill. The Museum also contains a Micro Gallery, an innovative computer system which visitors to the Museum may use to display information and images of works in the permanent collection, as well as photographs of related works. The Museum organizes public lectures, symposia, workshops, film series, and gallery tours in concert with current exhibitions.

Source: McMullen Museum of Art

Information Technology manages Boston College's computing, communications, and electronic information resources. It provides leadership in shaping technology plans and strategies to support the mission and goals of the University. Boston College's campus technology environment is a highly integrated voice, data, and cable television network with high speed connections to all classrooms, offices, and residence hall rooms. The University's network infrastructure was enhanced in 1999 to double the speed of its connection to the Internet, improve its capacity to intelligently and selectively pass or deny access to network resources, and provide better support for off campus users accessing the network through internet service providers or the University's modem pool. We are in the process of implementing wireless networking across the campus. Information Technology has a staff of approximately 140 employees organized to deal effectively with the challenges of new technologies and customer needs. The esHexhibitioo then ploothunicax plootholting, cois dinpanyricas. Onicavolvas.r needs. The9]TJT(cessing n Collegety's network in exhibi

Number of sites supported*	14	11	11	11	11	10	10	10
Number of switch locations	5	5	5	5	2	4	10	10
Faculty/staff voice lines	4,192	4,322	4,368	4,823	5,095	5,413	5,911	6,398
Student voice lines	-	-	-	6,756	6,864	7,015	7,020	7,193
Remote call forwarded lines**	n.a.	n.a.	n.a.	n.a.	n.a.	n.a.	4,283	4,127
Incoming lines	96	96	96	96	264	216	336	336
Outgoing lines	96	96	96	96	384	358	500	500
Modem pool lines (at 56kbs.)	20	20	20	84	84	144	144	144

* The ten current sites are: Main Campus, Newton Campus, St. Clement's Hall, Weston Observatory, New York offices, 1380 Soldiers Field Road, and the four Social Work satellite campuses (Springfield, MA; Paxton, MA; Plymouth, MA; and Portland, ME).

**These lines are associated with voicemail boxes and do not have a physical telephone set. Accurate statistics are not available prior to 1997-98. Source: Information Technology

Number of Appletalk zones	33
Number of remote campuses supported for data	4
Total number of registered TCP/IP nodes	15,500
Number of nodes running at 100 megabytes per second	52
Number of "switched" 10/100 ethernet ports	9,800
Number of "shared" 10 megabyte ethernet ports	7,500
Number of "building to backbone" links at 10 megabytes per second	60
Number of "building to backbone" links at 100 megabytes per second	40
Total bandwidth of Internet link (in megabytes per second)*	10
Total bandwidth of campus backbone (in gigabytes per second)	1
Teleconferencing locations	7

Investment in infrastructure (cumulative)

Voice, data, video, active electronics & equipment	\$30,600,000
Cable plant, racks, patch panels, frames, etc.	\$10,010,000

Network Plant

Total number of network rooms supported**	384
Total number of "information outlets" supported***	80,700
Interior fiber optic cable installed (in miles)	8
Exterior fiber optic cable installed (in miles)	16
Interior station cabling installed (in miles)	280
Exterior copper cabling installed (in miles)	45

Cable Television Plant

CATV headend rooms	1
CATV satellite distribution center	1
CATV drops - active	7,510
CATV drops - inactive	3,500

* The link was upgraded to 7 T1's for a total of 10 megabytes per second during summer 1999.

**These 384 network rooms are located in 120 buildings at 5 sites.

***An "information outlet" is defined as any drop that can be used to provide voice, data, or video services.

Source: Information Technology

Microcomputers Sold*	1,310	1,300	1,543	1,379	1,343	1,048	1,068	942
Microcomputer Repairs/Installations**	4,346	3,234	3,524	3,191	4,309	4,374	4,430	N.A.

* Microcomputers Sold includes sales to students, faculty, and staff, but excludes institutional purchases.

** Microcomputer Repairs/Installations includes work on machines owned by students, faculty, and staff as well as those owned by Boston College.

Source: Information Technology

Administrative Computer Files	244	274	468	472	589	NA
Special Requests (Monthly)	3,000	2,500	2,000	1,600	527	550
Programs in Library	5,356	5,993	5,781	6,325	8,213	7,344
Test Files	244	274	383	472	624	284
On-Line Transactions Under Development	88	210	118	164	24	-
Batch Programs Under Development	232	375	429	430	543	682
Distributed Departmental Applications (cumulative)*	11	13	14	16	17	17
Decision Support Departments (Ingres)	18	18	20	21	21	21
CICS Prod Logons (Administrative Mainframe)	706,554	758,702	833,678	885,890	1,117,008	1,119,291

* TextAid, Griffin (Dining), ODSJ Judicial, Infirmary, NOTIS, Schedule 25, Housing, Financial Aid, Social Work, NCAA, Budget Model, Bookstore Point of Sale System, Digital ID Card, Telephone Activation (VRU), Foreign Student Database Forms, WINDSTAR, Office of International Programs.

Source: Information Technology

by Month

June	**	**	**	46,761	271,665	318,426	62,749	590,326	653,075
July	22,677	127,945	150,622	53,967	343,609	397,576	64,786	591,236	656,022
August	22,385	137,773	160,158	**	**	**	61,601	562,227	623,828
September	130,384	409,606	539,990	**	**	**	83,011	1,012,259	1,095,270
October	185,389	634,064	819,453	222,163	1,612,355	1,834,518	108,857	1,644,799	1,753,656
November	152,597	573,872	726,469	161,314	1,067,483	1,228,797	96,324	1,411,179	1,507,503
December	105,865	429,730	535,595	**	**	**	92,492	1,311,566	1,404,058
January	102,611	390,087	492,698	107,180	854,696	961,876	89,036	1,171,634	1,260,670
February	157,063	649,271	806,334	182,332	1,174,256	1,356,588	115,407	1,632,492	1,747,899
March	106,069	519,020	625,089	152,009	1,009,755	1,161,764	**	**	**
April	153,520	689,503	843,023	131,455	1,143,513	1,274,968	**	**	**
May	66,213	349,560	415,773	86,738	806,132	892,870	**	**	**
Total	1,204,773	4,910,431	6,115,204	1,268,817	9,922,541	10,291,358	**	**	**



Source and Application of Funding (Thousands of Dollars)

	\$	\$	\$	\$	\$
Government:					
Federal	\$ 17,644	\$ 19,614	\$ 18,957	\$ 20,182	\$ 22,760
	_____	_____	_____	_____	_____
	_____	_____	_____	_____	_____
	_____	_____	_____	_____	_____

Total Accounted Expense (Thousands of Dollars)

	1989-90	1990-91	1991-92	1992-93	1993-94	1994-95	1995-96	1996-97	1997-98	1998-99
College of Arts & Sciences	-	12	82	97	60	56	194	192	142	52
Biology	438	615	680	551	751	937	1,085	1,330	1,295	1,170
Chemistry	1,957	2,264	2,052	2,185	2,612	3,193	3,353	3,270	3,350	4,642
Geology & Geophysics ¹	393	427	504	536	516	390	603	497	538	468
Mathematics Dept.	13	18	15	22	16	39	10	62	62	109
Mathematics Institute	3	22	42	224	658	640	700	629	342	43
Physics	803	709	407	210	147	165	180	184	337	636
Fine Arts	-	-	-	-	10	2	-	8	24	94
McMullen Art Museum	-	20	-	-	-	58	46	-	-	48
Theology	104	122	105	241	362	223	240	309	370	243
Economics	157	123	23	108	168	97	269	341	336	233
History	23	56	3	69	43	19	1	-	92	89
Political Science	12	72	35	55	37	61	47	1	151	116
Psychology	64	75	191	157	146	250	201	216	356	283
Sociology	-	-	3	4	28	51	49	95	192	246
School of Education	2,200	2,225	2,202	2,102	1,941	2,348	2,675	2,969	2,676	3,297
Law School	146	146	100	96	176	369	282	276	201	131
Carroll School of Management	458	482	512	512	535	521	511	481	481	688
Irish Institute	-	-	-	-	-	-	-	-	475	920
School of Nursing	162	188	206	256	372	375	441	444	521	554
Graduate School of Social Work	204	218	285	450	473	365	229	305	402	310
Corporate Community Relations	-	117	45	26	90	26	2	33	45	199
Center for Work and Family Social Welfare Research Institute	94	73	111	169	115	123	141	178	173	155
O'Neill Library	3	5	3	12	25	732	1,029	268	28	3
Center for Testing	803	1,071	1,089	1,192	1,237	2,655	2,819	2,613	3,274	4,715
Romance Languages	-	-	-	-	2	2	-	-	-	1
Slavic/Eastern Languages	-	-	-	-	-	-	30	12	2	15
IRE/Pastoral Ministry	-	-	-	-	-	-	-	-	13	14
Student Aid	5,601	4,938	5,149	5,446	5,324	5,513	5,672	5,863	6,544	6,871
Institute for Scientific Research	2,832	3,929	4,500	4,247	3,723	2,981	3,206	3,421	3,182	3,417
Center for Child, Family, and Community Partnerships	-	-	-	-	-	-	-	-	-	397
Student Affairs V.P.	122	118	140	143	151	150	141	142	152	161
Athletics	47	54	54	62	71	78	66	65	65	62
Other ²	42	15	112	115	40	44	94	83	23	-
Total	16,681	18,114	18,650	19,287	19,829	22,463	24,316	24,323	26,113	30,683

¹ Includes Weston Observatory.

² Other includes Classical Studies, English, Philosophy, Music, University Librarian, Black Studies, Human Resources, Jesuit Institute, AVP-Dean of Faculties.

Source: Office of the Controller




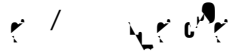
By Department

	1989-90	1990-91	1991-92	1992-93	1993-94	1994-95	1995-96	1996-97	1997-98	1998-99
College of Arts & Sciences	-	-	-	-	-	1	1	-	-	1
Assoc. VP for Research	-	-	-	-	-	-	-	-	-	1
Biology	16	19	19	23	23	26	21	31	31	34
Black Studies	-	-	-	-	-	2	-	-	-	-
Chemistry	35	36	28	36	35	39	47	57	48	46
Computer Science	-	-	-	-	-	-	-	-	6	-
Economics	5	4	3	3	7	10	8	7	5	9
English	1	-	-	-	1	-	-	1	1	-
Fine Arts	3	-	2	5	4	4	4	2	3	2
Geology/Geophysics ¹	13	12	13	15	14	12	13	12	21	21
Germanic Studies	-	-	-	-	-	-	-	1	-	-
Graduate School of A&S	-	-	-	-	-	2	-	-	2	1
History	2	1	1	2	5	3	1	3	3	1
Honors Program	-	-	-	-	-	-	1	-	-	-
Inst. for Scien. Research	10	6	6	11	7	13	10	12	4	10
Mathematics ²	1	4	1	2	3	3	3	2	7	7
Philosophy	-	-	2	1	-	1	3	1	-	1
Physics	13	10	9	7	10	5	7	22	12	26
Political Science	3	2	1	-	1	1	3	3	7	8
Psychology	2	10	10	8	17	14	6	8	13	10
Romance Languages	1	-	-	-	3	-	-	-	-	1
Slavic/Eastern Languages	-	-	-	-	-	-	2	3	2	5
Sociology	1	-	4	6	4	6	5	8	6	7
SWRI ³	-	1	3	3	2	1	3	2	1	1
Theology	-	2	1	1	5	1	2	2	1	2
School of Education	27	13	12	16	20	33	31	43	36	42
Campus School	5	2	1	3	5	8	5	4	5	5
CSTECP ⁴	5	4	12	7	7	6	13	13	23	21
Law School	-	-	2	3	3	5	2	3	3	5
School of Management	3	7	4	5	5	4	1	9	3	6
School of Nursing	9	20	17	27	14	18	21	16	12	18
Grad. Schl. of Social Work	9	6	12	12	10	7	15	12	13	8
CCFCP ⁵	-	-	-	-	-	-	-	1	1	13
CCCR ⁶	-	-	-	-	1	-	1	1	3	2
Center for Work & Family	-	-	-	-	-	-	-	5	12	5
International Programs	-	-	-	-	1	-	-	-	-	-
Irish Institute	-	-	-	-	-	-	-	-	1	2
Jesuit Institute	-	-	-	-	1	-	-	1	-	-
Learning to Learn	-	-	-	-	1	1	1	1	1	-
Other	2	7	4	9	3	3	1	2	5	4
Total	168	166	167	205	212	229	231	288	291	326

1998-1999

Title	Source of Funding	Amount
Biology Department S. Pombe cAMP Signal Pathway	National Institutes of Health	\$322,320
Chemistry Department Upgrade of a 500 MHz NMR Spectrometer	National Institutes of Health	\$275,000
Economics Econometrics of Dynamic Index - Threshold Models	National Science Foundation	\$111,614
Geology and Geophysics Department New England Seismic Network	U.S. Geological Survey	\$166,331
Institute for Scientific Research Image Processing, Analysis and Management of Celestial Background Measurements	U.S. Air Force	\$581,633
Irish Institute Programs for Ireland	U.S. Information Agency	\$1,000,000
Mathematics Improving Mathematics Graduate Student Teaching via Case Studies	U.S. Dept. of Education	\$ 82,350
Physics Department Quasi-One Dimensional Molecular Conductors	National Science Foundation	\$139,000
Psychology Department Individual Differences in Emotion Discrimination	National Science Foundation	\$172,738
School of Education National Committee on Testing and National Policy TIMSS Replication EICS Phase IV: Adolescence	The Ford Foundation IEA/U.S. Dept. of Education Dept. of Health & Human Services	\$1,000,000 \$ 750,000 \$ 225,191
School of Management Center for Retirement Research	Social Security Administration	\$1,250,000
School of Nursing Prenatal Home Visitation Intervention to Promote Smoking Cessation and Reduce Second-hand Smoke	Dana-Farber Cancer Institute	\$83,643
School of Social Work Skills Training for Breast Cancer Patients and Their Partners	MA Department of Public Health	\$67,785
Sociology Department Community Media Resource Network	The Boston Foundation	\$40,000
Center for Child, Family and Community Partnerships Developmentally Disabled Adults: Black and White Families	National Institutes of Health	\$957,588
Center for Corporate Community Relations Identify Leading Practices and Frameworks for Corporate Involvement in Community and Economic Development	The Ford Foundation	\$445,00

Source: Office of Research Administration



K
Center for Child, Family, and Community Partnerships
The Center for Child, Family and Community Partnerships is an



Irish Institute

The Irish Institute, established in 1992, utilizes cross-campus resources to create and provide programs in areas such as business, government and education. We believe that this mission—and the personal, educational, and corporate exchanges it facilitates—serves to promote a more lasting peace on the island of Ireland and can provide models for the delivery of good government that can be applied to many regions around the world.

The Irish Institute currently offers programs in education, business management, and political leadership. Featured in 1999-00 are programs in Civic Journalism, Corporate Child Care, Heritage Management, Young Political Leadership, the Ulster University Leadership Program, the Irish Management Institute Leadership Program, The Middle East Higher Education Program, the Ron Brown Business Development Program and the Council of the Isles Program.

In 1997 the Institute was chosen to administer the American component of the Northern Ireland Assembly Transition Program. Boston College continues to host Assembly members, their staff and civil servants, as well as representatives of all the parties from Britain and Ireland, for programs that will allow them to learn about the American political system at city, state and federal level and to forge relationships with their counterparts in the United States.

In recent years, the Institute has applied its programming models to embrace participants from the Middle East and North Africa and in 1999 the Institute opened Boston College-Ireland, a Dublin base for its programming in the European Union.

Jesuit Institute

The Jesuit Institute was established in 1988 to contribute towards the response to the question of identity. The Institute, initially funded by the Jesuit Community at Boston College, is not an additional or separate academic program. It is rather a research institute which works in cooperation with existing schools, programs and faculties, primarily but not exclusively, at Boston College. Within an atmosphere of complete academic freedom essential to a university, the Institute engages positively in the intellectual exchange that constitutes the University. Its overarching purpose is to foster research and collaborate interchange upon those issues that emerge at the intersection of faith and culture.

Through its programs, the Institute does this in two ways: by supporting the exploration of those religious and ethical additio3ys: cation, businement Program andcoDhe0hicaportingthnessJesuiL. ofrgmosCe -1.07 Tc0.1216 Tw(the dDevelopmentocapor2 TcniesTL upduate anddeeoepf thirn bck ground id

Head Coach: Peter Hughes

The team showed marked improvement under first-year head coach Peter Hughes. Senior captains Jeff Waldron and Sonny Nictakis led the way; senior Sean McGowan ranked among the nation's leaders in home runs and RBIs; junior Stephen Langone was the Eagles' designated hitter and top pitcher; senior Paul Bibbo and junior David Conley anchored the pitching staff.

Head Coach, Men's: Al Skinner

Head Coach, Women's: Cathy Inglese

Men's: Team finished with a 6-21 record; sophomore guard Kenny Harley led the team in scoring, averaging 11.2 points per game; freshman swingman Kenny Walls (10.5 ppg) and junior forward Michael Cotton (10.0 ppg) also averaged double figures; junior guard Dwayne Pina was the lone player to play in and start all 27 games; Pina ranked among BIG EAST leaders in assists (4.3 per game) and steals (1.8 per game); freshman forward Brian Ross led the team in rebounding (4.9 per game).

Women's: Team registered the first 20-win season ever and finished 22-8 overall and 12-6 in the BIG EAST Conference. The Eagles received the first national ranking, earned the first NCAA Tournament berth, and defeated two teams ranked in the Top 10, for the first time in school history. Three players earned All-BIG EAST honors and Cathy Inglese was voted BIG EAST Coach of the Year. Junior guard Alissa Murphy was named BIG EAST Most Improved Player and was voted to the All-BIG EAST Second-Team. Freshman Becky Gottstein earned BIG EAST Rookie of the Week honors six times and was named to the All-Rookie team with Brianne Stepherson.

Head Coach, Men's and Women's: Randy Thomas

Men's: The team won the tri-meet with the University of New Hampshire and the University of Connecticut and finished sixth at the New England Championships. Senior Brian Shafer earned ALL-BIG EAST honors with his 15th-place performance at the league championship race.

Women's: Won the dual meet with New Hampshire and placed second at the Murray Keating Invitational. The team finished third at the NCAA District 1 Qualifier, sending senior Angie Graham and freshman Katie Ryan onto the NCAA Championships. Graham capped her legendary career by finishing within the top six in each of her four races. The freshmen class placed runners in the top five in six races.

Head Coach, Men's and Women's: Syd Fadner

Men's: Team placed second in New England Fencing Championships; led by captains Luke Mountain and Sean Sinclair; Mountain finished 10th in sabre competition at the 1999 NCAA Championships; sabre squad— Mountain, Brian Johnson, and Sean Sinclair — won Vitale Cup as best New England squad.

Women's: Team placed third in New England Fencing Championships; led by captains Joy Chambers and Leah Larsen; Estelle Chow, Regina Lennox, and Chambers finished second, third and 10th in the foil at the New England Invitational.

Head Coach: Sherren Granese

Finished with a school record 16 wins and won their first ever BIG EAST regular-season title; reached the NCAA Division I tournament for the third time in school history. Senior Anne Marie Ambros was named BIG EAST Offensive Player of the Year, senior Joy Ramsbotham won BIG EAST Defensive Player of the Year, junior Jill Dedman received BIG EAST Goalkeeper of the Year and Sherren Granese received BIG EAST Coach of the Year.

Head Coach: Tom O'Brien

The team finished with a 4-7 record, including a 3-4 BIG EAST mark; running back Mike Cloud became BC's all-time leading rusher with 3,597 yards; Cloud also set a BIG EAST and BC single-season rushing record with 1,726 yards; Cloud was a consensus (Associated Press, Burger King Coaches', Football News, Football Writers) first-team All-America selection; three Eagles were selected in the NFL Draft (Damien Woody, first round, New England Patriots; Cloud, second round, Kansas City Chiefs, and Doug Brzezinski, third round, Philadelphia Eagles); senior quarterback Scott Mutryn finished the year with 2,218 passing yards and 12 touchdowns. The yardage total was second in the BIG EAST in 1998; Doug Brzezinski, Mike Cloud, Chris Hovan and Jason Malecki were named to the All-BIG EAST First Team, while Damien Woody was named to the Second Team.

Head Coach, Men's and Women's: Natalie Galligan

Men's: Team finished in the top 10 five times in seven fall events and won the ECAC Northern New England Qualifiers; Patrick Dunn was the team's top performer in five of the seven events, including a first place finish at the ECAC New England Qualifier; Sean Lim recorded two top 10 finishes in the fall, and led the team to a seventh place finish at the URI Newport Invitational in the spring.

Women's: Team placed among the top 10 in three of the five events in the fall; and placed fifth at the Dartmouth Invitational. Freshman Suzanne Carrazza posted the team's best score in three of the five competitions with a team-high 87.7 stroke average. Team placed third in two events in the spring; Jackie Shea finished third at the Lady Eagle Invitational.

Head Coach, Men's: Jerry York

Head Coach, Women's: Tom O'Malley

Men's: Team finished with a 27-11-4 record, advancing to its second consecutive NCAA "Frozen Four;" Eagles won their second consecutive HOCKEY EAST Tournament title; Mike Mottau and Brian Gionta earned All-America First Team Honors; Mottau and Gionta also earned All-HOCKEY EAST honors; Gionta was one of 10 finalists for the prestigious Hobey Baker

Award; Mottau was the co-recipient of the Walter Brown Award — given to the best American-born player in New England; junior Jeff Farkas ranked among the nation's leaders in goals (32).

Women's: Finished with a record of 8-22-2; led by senior tri-captains Genevieve Missirlan, Erin Magee and Carroll McCaffrey. Magee led the team in scoring for the third time in her career with 24 goals and 17 assists. Sophomore Jen Buckley led the Eagles with 21 assists, and finished second on the team in scoring with 37 points. Junior Christy Nentwig saw a majority of time in the net, finishing with a save percentage of .877.



Head Coach, Men's and Women's: Randy Thomas

Men's: The team qualified for the New England Challenge Cup Finals. Junior Ruben Marin won the BIG EAST high jump crown with a career best jump of 6'11". Brian Shafer won three consecutive races in successive weeks, including the mile at the New England Challenge Cup. Marshal Armitage and Justin Burdon also scored at the BIG EAST meet. The 4x400 relay team ran to the second best time in school history at the IC4A Championships.

Women's: Junior Shannon Smith captured the New England title in the 3000M. Sophomore Lisa McIsaac finished second at the New England Championships in the 1000M and fourth at the BIG EAST Championships in the mile. Senior Christine Wojie placed second in the 500M at the New England Championships. Freshman Zoey O'Sullivan placed sixth at the New England Championships in both the 55M and the 200M.



Head Coach, Men's: Ed Moy

Head Coach, Women's: MaryAnn Foley

Men's: The team was led by its senior tri-captains, Matt Casamassima, Rob McMullen and Mark Whipple. The captains

Men's: The team was led by its senior tri-captains, Matt Casamassima, Rob McMullen and Mark Whipple. The captains

1998-1999

		Men	Women
Basketball (Men's)	53	856	-
Basketball (Women's)	15	-	184
Little East Basketball Tournament	20	67	16
Football	58	773	-
Football (Indoor Tourney)	24	335	-
Field Goal Kicking Contest	-	9	-
Golf Tournament (Fall)	-	63	1
Golf Tournament (Spring)	-	24	4
Ice Hockey	20	278	9
Ice Hockey All-Star Competition	2	36	-
Singles Racquetball Tournament	-	15	1
Doubles Racquetball (Men's)	13	26	-
Doubles Racquetball (Women's)	3	-	6
Rez Run (Fall)	-	13	9
Soccer Tournament (6 on 6)	29	245	41
Softball Fall Season(Men's)	16	200	-
Softball Fall Season(Co-Rec)	16	156	115
Softball Spring Tournament (Men's)	16	218	-
Softball Spring Tournament (Co-Rec)	16	134	133
Singles Tennis Tournament	-	32	12
Doubles Tennis (Men's)	4	8	-
Doubles Tennis (Women's)	3	-	6
Doubles Tennis (Co-Rec)	9	9	9
Volleyball (Men's)	5	60	-
Volleyball (Women's)	7	-	74
Volleyball (Co-Rec-Spring)	26	81	83
*Totals	355	3,638	703
Total Participants			4,341

Source: Flynn Recreation Complex

1998-1999

Baseball	33	-
Basketball	15	13
Fencing	21	22
Field Hockey	-	23
Football	99	-
Golf	9	9
Ice Hockey	25	25
Lacrosse	34	24
Sailing	29	18
Skiing	17	12
Soccer	27	23
Softball	-	17
Swimming/Diving	33	37
Tennis	14	10
Track and Field and Cross Country	103	87
Volleyball	-	12
Water Polo	18	-
Wrestling	23	-
Totals	500	332
Total Participants		832

Source: BCAA Compliance Office

2000

September 2	at	West Virginia
September 9	at	Army
September 23		Navy
September 30		Virginia Tech
October 7		Connecticut
October 14		Syracuse
October 21	at	Pittsburgh
October 28		Rutgers
November 4		Temple
November 11	at	Notre Dame
November 25	at	Miami

BIG EAST games in **Bold Type**.
Source: Sports Information Office

1992-2000	K	K	C
October 8		Queens (exhibition)	
October 15		Bowling Green	
October 19		Merrimack	
October 23	at	UMass-Amherst	
October 29	at	Minnesota	
October 30	at	Minnesota	
November 7		UMass-Lowell	
November 12	at	Northeastern	
November 14		Maine	
November 19	at	Merrimack	
November 20	at	New Hampshire	
November 30		Northeastern	
December 7		Merrimack	
December 10		Harvard	
December 29	#	Dartmouth	
December 30	#	Vermont	
January 2		Brown	
January 8		Boston University	
January 9	at	Boston University	
January 14		UMass-Lowell	
January 16	at	Yale	
January 22	at	Providence	
January 23		Providence	
January 28	at	Maine	
January 29	at	Maine	
February 4	at	UMass-Lowell	
February 7	\$	Northeastern	
February 11		Providence	
February 14	\$	Boston University	
February 19	at	New Hampshire	
February 20		New Hampshire	
February 25	at	UMass-Amherst	
February 26		UMass-Amherst	
March 2	at	Northeastern	
March 5		Boston University	
March 10-12		HOCKEY EAST Quarterfinals	
March 17	*	HOCKEY EAST Semifinals	
March 18	*	HOCKEY EAST Championship	
March 24-25		NCAA West Regional - Minneapolis	
March 25-26		NCAA East Regional - Albany	
April 6 & 8	!	NCAA Championships	

- Vermont Hockey Classic (Burlington, VT)
 \$ - 48th Annual Beanpot (FleetCenter, Boston, MA)
 * - FleetCenter, Boston, MA
 ! - Providence Civic Center (Providence, RI)

1999-2000	K	K	C
October 9	at	Providence (scrimmage)	
October 17		Polar Bears (scrimmage)	
November 5		Cornell	
November 6		St. Lawrence	
November 12	at	Brown	
November 13	at	Harvard	
November 16		RPI	
November 20	at	Northeastern	
November 21	at	Providence	
November 23	at	Dartmouth	
November 27		Niagara	
November 28		Niagara	
December 29		Vermont	
January 5		Dartmouth	
January 8	at	Princeton	
January 9	at	Yale	
January 13		Middlebury	
January 18	at	Wesleyan	
January 22		Maine	
January 23		New Hampshire	
January 29		Yale	
January 30		Princeton	
February 5	at	St. Lawrence	
February 6	at	Cornell	
February 8	!	Beanpot (Northeastern)	
February 12		Harvard	
February 13		Brown	
February 15	!	Beanpot	
February 16	at	Bowdoin	
February 19	at	New Hampshire	
February 20	at	Maine	
March 3		Providence	
March 4		Northeastern	

! - Beanpot played at Chestnut Hill
 Source: Sports Information Office

~~1999~~-2000

K

G

November 8	BABC (Exhibition)
November 15	Upstate New York (Exhibition)
November 20	New Hampshire
November 23	Vermont
November 27	at Penn State
November 29	Hartford
December 4	UMass-Amherst
December 7	# Holy Cross
December 11	St. Francis (NY)
December 19	Michigan
December 21	* Tulsa
December 22	* Illinois-Chicago

Rev. John McElroy, S.J.
Pastor, Immaculate Conception Parish, Boston
1861-1863

1. John Bapst, S.J. 1863 – 1869
2. Robert W. Brady, S.J. 1869 – 1870
3. Robert Fulton, S.J. 1870 – 1880
4. Jeremiah O'Connor, S.J. 1880 – 1884
5. Edward V. Boursaud, S.J. 1884 – 1887
6. Thomas H. Stack, S.J. 1887
7. Nicholas Russo, S.J. 1887 – 1888
8. Robert Fulton, S.J. 1888 – 1891
9. Edward I. Devitt, S.J. 1891 – 1894
10. Timothy Brosnahan, S.J. 1894 – 1898
11. W. G. Read Mullan, S.J. 1898 – 1903

Asa Smallidge Knowles, D.Sc.Ed.

1995

Rita Dove, L.H.D.

John Hume, LL.D.*

Teddy Kollek, LL.D.

Peter S. Lynch, LL.D.

Cornelius Clarkson Vermeule, III, L.H.D.

1996

Lawrence A. Bossidy, The President's Medal for Excellence

(April 18, 1996)

T. Berry Brazelton, LL.D.

William M. Bulger, LL.D.

William H. Cosby, L.H.D.*

Marian L. Heard, D. Pub. Adm.

Michael J. Mansfield, The Speaker Thomas P. O'Neill, Jr. Award

for Distinguished Citizenship

J. Donald Monan, S.J., LL.D.

1997

John S. Chalsty, The President's Medal for Excellence

(April 17, 1997)

Peter Dervan, D.Sc.

Roger Cardinal Etchegaray, LL.D.

John A. McNeice, Jr., D.B.A.

Bernice Johnson Reagon, L.H.D.

Janet Reno, LL.D.*

1998

An Taoiseach Bertie Ahern, T.D., LL.D.*

Archibald Cox, The Speaker Thomas P. O'Neill, Jr. Award

for Distinguished Citizenship

Margaret A. Dwyer, LL.D.

John N. Hatsopoulos, D.B.A.

Catalina Montes, L.H.D.

James W. Skehan, S.J., D.Sc.

Frank G. Zarb, The President's Medal for Excellence

(April 16, 1998)

1999

(April 16, 1998)

American Assembly of Collegiate Schools of Business --
The International Association for Management Education
American Bar Association
American Chemical Society
American Psychological Association
Association of American Law Schools

Council on Social Work Education
Interstate Certification Compact
National Council for Accreditation of Teacher Education
National League for Nursing
New England Association of Schools and Colleges

Source: Deans' Offices

American Association of Colleges of Nursing
American Association of College Registrars and
Admissions Officers
American Association of Colleges for Teacher Education
American Association of Comparative Law
American Association for Higher Education
American Association of University Women
American Bar Association
American Council on Education
American Educational Research Association
American Public Welfare Association
Association of American Colleges and Universities
Association of American Law Schools
Association of Catholic Colleges and Universities
Association of Colleges & Schools of Education in State
Universities & Land Grant Colleges
Association of Collegiate Schools of Planning
Association for Continuing Higher Education
Association of Independent Colleges and Universities in
Massachusetts
Association of Independent Liberal Arts Colleges for
Teacher Education
Association for Institutional Research
Association of Jesuit Colleges and Universities
Association for Supervision & Curriculum Development
Association of Teacher Educators
Association of Urban Universities
Boston Library Consortium
Boston Theological Institute
The College Board
Commonwealth of Deans
Council for Advancement and Support of Education
Council for Exceptional Children
Council of Graduate Schools
Council of the Great City Schools
Council on Legal Education Opportunity
Council on Governmental Relations
Council on Social Work Education
Holmes Partnership
International Association of Schools of Social Work
International Association of Universities
International Federation of Catholic Universities
Jesuit Conference of Nursing Programs
Jesuit Student Personnel Association

Law School Admission Council
Massachusetts Association for Women in Education
Massachusetts Association of Colleges of Nursing
Massachusetts Association of Colleges for Teacher
Education
Massachusetts Association of Early Childhood Education
Massachusetts Association of School Superintendents
Massachusetts Association for Supervision and Curriculum
Development
Massachusetts Law School Consortium
Massachusetts/Rhode Island League for Nursing
National Association for Law Placement
National Association for Women in Education
National Association of Catholic Charities
National Association of College Admissions
Counselors
National Association of College and University
Business Officers
National Association of Graduate Admission Professionals
National Association of Independent Colleges and
Universities
National Association of Student Financial Aid
Administrators
National Association of Student Personnel Administrators
National Association of Deans and Directors of
Schools of Social Work
National Council of University Research Administrators
National League for Nursing
National Physical Science Consortium
National Urban Network
New England Educational Research Organization
New England Organization for Nursing
North American Association of Summer Sessions
Northeastern Association of Graduate Schools
Society of Research Administrators
South Shore Educational Collaborative
Alpha Sigma Nu**
Order of the Coif**
Phi Beta Kappa**

*The above listing is meant only to be representative of the major types of memberships held by the University.

**A complete listing of honor societies to which the University belongs may be found in the *Boston College Student Guide*.

Source: Deans' Offices

1999-2000

August 23	Monday: Classes begin for 2nd and 3rd year law students
August 24	Tuesday: Classes begin for 1st year law students
September 2	Thursday: Classes begin
September 2	Thursday: Faculty Convocation
September 6	Monday: Labor Day - No Classes
October 11	Monday: Columbus Day - No Classes
November 24 - 26	Wednesday - Friday: Thanksgiving holidays
December 9 and 10	Thursday and Friday: Study days - No classes for undergraduate day students only.
December 11 - 18	Term examinations

January 10	Monday: Classes begin for all law students
January 17	Monday: Martin Luther King, Jr. Day - No Classes
January 18	Tuesday: Classes begin
March 6 - 10	Monday - Friday: Spring Vacation
April 17	Monday: Patriots Day - No Classes
April 20 - 24	No Classes: Holy Thursday - Good Friday - Easter Monday (Only classes beginning at 4:00 p.m. and later will be held.)
May 3 and 4	Wednesday and Thursday: Study days - No classes for undergraduate day students only.
May 5 - 12	Friday - Friday noon: Term examinations
May 22	Monday: Commencement
May 26	Friday: Law School Commencement

2000-2001

August 28	Monday: Classes begin for 2nd and 3rd year law students
August 29	Tuesday: Classes begin for 1st year law students
September 4	Monday: Labor Day - No classes
September 5	Tuesday: Classes begin
September 6	Wednesday: University Convocation
October 9	Monday: Columbus Day - No classes
November 22 - 24	Wednesday - Friday: Thanksgiving holidays
December 11 and 12	Monday and Tuesday: Study days
December 13 - 20	Term examinations

January 8	Monday: Classes begin for all law students
January 15	Monday: Martin Luther King, Jr. Day - No classes
January 16	Tuesday: Classes begin
March 5 - 9	Monday - Friday: Spring Vacation

Academic Vice President's Office
 Undergraduate Admission Office
 Alumni Association
 BCAA Compliance Office
 Budget Office
 Bureau of Conferences
 Controller's Office
 Deans' Offices
 Dining Services
 Enrollment Management Research
 Financial Aid Office (Student Services)
 Flynn Recreation Complex
 University Historian's Office
 University Housing
 Human Resources
 Information Technology
 Jesuit Community
 Language Laboratory
 University Libraries
 McMullen Museum of Art
 Planning and Construction
 University Policies and Procedures
 Office of the President
 Research Administration
 Space Management
 Sports Information Office
 Dean for Student Development
 Student Services
 Summer Session
 Information Services, University Relations

N.B. Sources are responsible for the accuracy and completeness of data submitted for publication.

Photo Credits:

Pages 10, 25, 47, 57
 Page 83, 93, 101
 Page 13

Gary Gilbert
 Lee Pellegrini
 Geoff Why

Cover Design:
 Publication Assistant:

Susan Callaghan
 Ivelisse Diaz

Academic Calendars, 108
Academic Deans, 17
Academic Department Locations, 107
Academic Development Center, 77
Academic Resources, 74-81
Accrediting Agencies, 106
Administration and Faculty, 14-23
Administrators, University, 18
Advancing Studies Enrollment, 29-30
AHANA Student Enrollment, 31
Alumni, 48-55
Alumni Association Board of Directors, 48
Alumni Awards, 48
Alumni by Primary School, Gender, and Class, 50-52

-
- General Information, 102-112
Geographic Distribution, Freshman, 27
Gifts to the University, 53
Graduate Degrees Conferred, 37, 41, 105
Graduate Enrollment by Degree Program and Discipline, 34
Graduate Enrollment by Gender, 29-30
Graduate Enrollment by School, 29-30
Graduate Enrollment, Full- and Part-Time, 29-30
Graduation Rates, 43
Grant Statistics, 84-89
- History, Boston College, 6-9
Honorary Degrees Awarded, 102-105
Honorary Degrees, Types Granted, 105
- Information Technology, 78-81
International Student and Scholar Statistics, 31, 35-36
Intramural Sports, 97
- Jesuit Community at Boston College, 17
- Language Laboratory, 77
Libraries, 74-77
Library Expenditures, 74
Library Holdings, 74
Library Services, 75
Library Special Collections, 76
Library Use Statistics, 74
- Majors, Undergraduate, 33
Maps, Campus, 111-112
McMullen Museum of Art, 78
Minority Student Enrollment, 31
Mission Statement, 6
- Network Elements, 79
- Officers of the University, 16
Offices, 63
Organization Chart, Administration, 16
- Personnel, Professional, Administrative, and Support Staff, 19
Physical Plant, 58-65
Presidents of Boston College, 102
Professional, Administrative, and Support Staff Personnel, 19
- Profile, Boston College, 11
Properties, Boston College, 60
- Research, 84-91
Research Institutes and Centers, 90-91
Residence Hall Capacities, 64
- SAT, Average by Class, Freshman Enrollees, 26
Senior Survey, 43-44
Sources of *Fact Book* Information, 108
Special Collections, 76
Sponsored Activities, Highlights, 84
Sponsored Projects Statistics, 84-89
Sports Participation Statistics, 97
Sports Records, 96
Sports Schedules, 97-99
Student Credit Hours by School, 29
Student Learning and Support Center, 78
Students, 26-44
Summer Session Enrollment, 34
- Teaching Fellows, Teaching Assistants, and Full-Time Faculty, 22
Technology, 78-81
Tech Product Center, 80
Telephone Infrastructure, 79
Transfer Students, Applications, Acceptances, and Enrollment, 28
Transfer Students, Enrollment by Previous Institution and Gender, 28
Trustee Associate Membership, 15-16
Trustee Membership, Board of, 14-15
Tuition and Fees, 70-71
- Undergraduate and Graduate Financial Aid, 42
Undergraduate Degrees Conferred, 37-40, 105
Undergraduate Enrollment by Gender, 29-30
Undergraduate Enrollment by School, 29-30
Undergraduate Enrollment, Full- and Part-Time, 29-30
Undergraduate Graduation Rates, 43
Undergraduate Majors, 33
University Administrators, 18
University Archives, 77
- Veterans Enrolled at Boston College, 32
- Web Server Statistics, 81