

THE STATE OF TEXAS, COUNTY OF DALLAS.

Know all men that the above and foregoing is a true and correct copy of the original as the same appears from the records of the County Clerk of the County of Dallas, State of Texas.

Witness my hand and the seal of the County Clerk of the County of Dallas, State of Texas, this 15th day of August, 1900.

County Clerk of Dallas County, Texas.

Notary Public in and for the State of Texas.

My commission expires the 15th day of August, 1901.

Notary Public in and for the State of Texas.

My commission expires the 15th day of August, 1901.

Notary Public in and for the State of Texas.

My commission expires the 15th day of August, 1901.

Dexter College

Contents

Table of Contents

	Page
Foreword	1
Boston College — A Brief History	3
Boston College Profile	5
Administration and Faculty	
Trustees of Boston College from 1863 to December, 1972, and September, 1986	8
Chart of Administration	8
Board of Trustee Membership	9
Trustee Associate Membership	10
Officers of the University	11
Academic Deans	12-12
Department Chairmen and Chairwomen	12-12
University Administrators	13
Professional, Administrative, Support Staff Personnel	14
Faculty	15
by School and Rank	15
by School and Tenure Status	16
by School and Sex	16
by Highest Earned Degree and Rank	17
by Highest Earned Degree and Sex	17
by Rank and Sex	17
Full-Time Faculty, Teaching Assistants, Teaching Fellows:	
by School and Department	18
Average Faculty Compensation:	
by Rank, AAUP Category I, 1984-1985	19
Boston College Faculty — For the Nine Years Ended May 31, 1985	19

Students

Freshmen Enrollment by Year and Sex (Full-Time)	22
Freshmen Enrollees — SAT Averages by Class	23
Class of 1989 Applications, Acceptances and Enrollment	23
Class of 1989 Applications and Enrollment	23
Undergraduate Transfer Students:	
Applications, Acceptances and Enrollment	24
by type of Previous Institution and Sex	24
Enrollment	24
Graduate and Undergraduate Enrollment	25
Undergraduate, by School	26
Graduate, by School	26
Students by Degree Program and Discipline	27
Undergraduate and Graduate	28
Full-Time Equivalent	29

Summer Session29

Evening College30

Geographic Distribution of Students31

International Students and Scholars, 1984-1985:

by School32

by Class or Program32

and Program by Sex and Program32

by Country33

Enrollment Minority Enrollment34

Veteran Enrollment34

Undergraduate Degrees Conferred:

by Degree and Number of Majors35

by Major36

by School and by Major37

Undergraduate and Graduate Degrees Conferred by Degree and Sex38

Undergraduate and Graduate Financial Aid:

Dollars39

Number of Awards39

Health Services40

University Counseling Services:

Number of Students, Faculty-Staff Served41

Services Provided to Undergraduate and Graduate Students41

Alumni


Boston College Alumni Clubs44


Finance


Highlights of Financial Operations	64
Tuition Restated in 1967 Dollars	64
Tuition and Fees - For the Ten Years Ending May 31, 1985	65
Summary. Contract and Grant Awards	66
Contracts and Grants, Source and Application	67
Selected Contract and Grant Awards	68


Libraries

Boston College Libraries	72
The Year of the Library	73
Expenditures for Library Materials	










Average Compensation by Rank*
AAUP Category I (9-Month Equivalent)
1984-1985



Students

**Undergraduate and Graduate Enrollment
By Sex**

Year	Undergraduate				Graduate/Professional		TOTAL	
	Male	Female	Both	Total	Male	Female	Total	
1977-78	1,879	6,652	7,316	13,968	4,850	1,802	5,437	
1978-79	1,945	6,408	7,505	13,913	4,625	1,783	5,560	
1979-80	1,954	6,257	7,726	13,977	4,556	1,791	5,766	
1980-81	2,036	6,245	8,200	14,445	4,603	1,642	6,164	
1981-82	1,977	6,013	8,153	14,166	4,471	1,542	6,176	
1982-83	2,000	5,037	8,182	14,069	4,297	1,540	6,139	
1983-84	1,978	5,995	8,064	14,059	4,418	1,577	6,086	
1984-85	2,068	6,074	8,136	14,210	4,515	1,559	6,068	
1985-86	2,194	6,127	8,349	14,476	4,477	1,650	6,155	

Source: Registrar

Undergraduate Degrees Conferred*
 By Degree and Number of Majors

	1980-81	1981-82	1982-83	1983-84	1984-85
Arts and Sciences					
A.B.					
Single Major	717	792	816	912	782
Double Major	259	233	212	222	208
Triple Major	<u>1</u>	<u>-</u>	<u>1</u>	<u>1</u>	<u>1</u>
	977	1,025	1,029	1,135	991
B.S.					
Single Major	140	168	175	170	152
Double Major	50	37	32	37	19
Triple Major	<u>1</u>	<u>-</u>	<u>-</u>	<u>-</u>	<u>-</u>
	191	205	207	207	171
Total A&S	1,168	1,230	1,236	1,342	1,162
School of Education-A.B.					
Single Major	194	170	154	120	141
Double Major	9	29	17	16	10
Triple Major	<u>-</u>	<u>-</u>	<u>-</u>	<u>-</u>	<u>-</u>


Undergraduate and Graduate Degrees Conferred*
By Degree and by Sex

1981-82

1982-83

1983-84

1984-85



Health Services

Number of Students Covered




[REDACTED]

Alumni

[REDACTED]

[REDACTED]






Physical Plant




Buildings Related to Boston College Operations



Boston College Properties
Fall 1985

	Square Feet	Acres
Upper Campus		
Roncalli, Welch, and Williams	137,446	3.1
O'Connell and Upper Campus Dormitories	<u>472,838</u>	<u>10.9</u>
Total Upper Campus	610,284	14.0


Middle Campus





Finance


Summary of Contract and Grant Awards
1984-1985


	Number of Awards	Award Total
Biology	3	\$ 179,013
Chemistry	10	772,567
Fine Arts	1	88,878
Geology and Geophysics		














1981

Tomás Cardinal Ó Fiaich, Litt.D. (October, 1981)

Rev. Joseph Delphis Gauthier, S.J., L.H.D.

Margaret M. Heckler, LL.D.

Rose Fitzgerald Kennedy, L.H.D.

Donald F. McHenry, LL.D.

Joseph Harry Silverstein, D.A.

Paul Donovan Sullivan, D.S.S.

Thomas P. O'Neill, Jr., The Ignatius Medal*

1982

Rev. Robert I. Burns, S.J., L.H.D.

George Bush, LL.D.*

Robert A. Charpie, D.Sc.

Josephine L. Taylor, D.Sc.Ed.

Types of Degrees Conferred at Boston College

Bachelor of Arts (A.B.)

Bachelor of Science (B.S.)

Master of Arts (M.A.)

Master of Arts in Teaching (M.A.T.)

Master of Business Administration (M.B.A.)

Master of Education (M.Ed.)


Master of Science (M.S.)

Master of Science in Teaching (M.S.T.)

Master of Social Work (M.S.W.)

Certificate of Advanced Educational Specialization (C.A.E.S.)


Doctor of Philosophy (Ph.D.)



Association Memberships*


American Association of Colleges of Nursing
American Association of College Registrars and
Admissions Officers

New England Educational Research Organization
North American Association of Summer Sessions
Northeastern Association of Graduate Schools
Alpha Sigma Nu**



Academic Department Locations

Accounting Department	Fulton 400
Administrative Sciences Department	Fulton 214
Arts and Sciences	Gasson 103
Biology Department	Higgins 321
Chemistry Department	Devlin 223





BOSTON COLLEGE

HALEY

TO

